

ZAYED UNIVERSITY

FACT BOOK

2020-2021

 [zayed-university](#)

 [ZayedU](#)

 [Zayed_U](#)



FACT BOOK 2020-2021

Office of Institutional Research
P.O. Box 19282
Dubai, United Arab Emirates

Quick Facts

Founded: 1998
President: Her Excellency Noura AlKaabi
Minister of Culture and Youth
Campuses: Two campus located in Abu Dhabi and Dubai



Total Enrollment: 11184
■ Undergraduate: **10915**
■ Graduate: **269**

Total Programs Offered: 26
■ Undergraduate: **17**
■ Graduate: **9**

Ranking World and Arab:
■ QS Arab Region Ranking: **20**
■ QS World University Ranking: **701-750**
■ The World University Ranking: **800-1000**

Library Collection
■ Total Databases: **202**
■ Books: **763711**
■ Journal: **157**

Total Graduates: 17754
■ Undergraduate: **15426**
■ Graduate: **2328**

Student-Faculty Ratio: 12:1

Total Faculty and Total Staff:
■ Faculty: **709**
■ Staff: **399**

Table of CONTENTS

OVERVIEW

History.....	9
Vision & Mission.....	11
Values	12
Strategic Objectives	12

Colleges and Programs of Study

Undergraduate Programs	15
Graduate Programs	18
Accreditation	20
Specialized Accreditation	22
Organizational Structure	25
University Leadership	26

STUDENTS

Undergraduate Students

UG Enrollment	28
Abu Dhabi Campus	29
Dubai Campus	29
UG Enrollment by Program	30
UG Enrollment by Emirate of Origin	32
UG Enrollment by College & Gender.....	32

Graduate Students

GR Enrollment	33
GR Enrollment by Program	34
GR Enrollment by College & Gender	36
GR Enrollment by College & Campus	36

Total Enrollment

Total Enrolment by Level	37
Students-Faculty Ratio	37

First-time Students

Enrollment	38
Enrollment by Campus	38
Enrollment by Gender	39
Enrollment by Secondary School Attended	39
Average GSC Scores	40
Average GSC Scores by Campus	40
Baccalaureate One Year Retention Rate	41
Baccalaureate One Year Retention Rate by Campus	41
GSC Scores	42

Applicants

Applicants to the National Universities	43
Eligible for Enrollment	43

Graduates

Undergraduate Degrees Awarded by Program	44
Graduate Degrees Awarded by Program	46-47
Undergraduate Graduation Rates	47
Degrees Awarded by Level & Gender	48

Financial Aids

Financial Aid Applications	49
Awarded Applications	49

FACULTY

Highest Degree Earned	50
Gender	51
Division and Employment Type	51
Country of Nationality	52

STAFF

Gender & Contract Type	53
------------------------------	----

RESEARCH

Research Output	54
Publications by Document Type	55

SURVEY

Graduating Senior Survey	56
--------------------------------	----



History

Zayed University is a federal institution established in 1998 that is dedicated to serving the needs of national development. The University bears the name of H.H. Sheikh Zayed bin Sultan Al Nahayan (1918-2004), the founding president of the United Arab Emirates (UAE). Sheikh Zayed advanced the principles of modernity and played a pivotal role in guiding the country's rapid modernization, a significant part of which included education. He consistently linked national development to education as evident in the following statement:

Excellence in education and knowledge is the route to glory. This can only be achieved through continuous efforts and academic progress. Education is the main pillar of progress and development. The state has a dire need of the efforts of all its educated citizens in the development process.

A student-centered university, Zayed University strives to graduate students who are bilingual in both English and Arabic and possess the necessary critical thinking, global awareness, technological, and leadership skills to succeed in today's world. The institution was built upon the best traditions of higher education even while committed to innovation and continuous improvement.

Originally established as an all-female University, the institution has made great strides over the last twenty-three years in diversifying its student population, expanding its programs, and developing its administrative and physical infrastructure. The University embraces key educational values which align with the US system of higher education: an outcomes-based curriculum, learner-centered classrooms, and a quality, liberal arts, general education supportive of professional aspirations.

The University is staffed by faculty from all over the world most with academic and teaching experience in Western universities.



Vision Statement

Globally recognized as the leading university in the region for excellence in educational innovation, research, and student leadership development that serves the changing needs of the nation in economic, social and cultural advancements



Mission Statement

- Proudly bearing the name of the nation's founding President, Zayed University is a federal institution that prepares bilingual graduates to contribute to and advance all aspects of society. Our mission is carried out from two major campuses in Abu Dhabi and Dubai.
- The University offers diverse and internationally recognized undergraduate and graduate programs that provide engaging and inclusive student experiences. Our graduates are prepared to contribute to and promote the social and economic wellbeing of UAE society and the professions.
- Through research, scholarship, creative activities, outreach and continuing education services, the University provides educational leadership, expands opportunity, and disseminates knowledge to local, regional, and global communities.



Values


Zayed University is committed to:

- Professional Ethics
- Leadership
- Excellence
- Collaboration
- Innovation
- Civic Responsibility
- Respect for Diversity
- Positive Educational Environment



Strategic Objectives


- Prepare qualified graduates in an innovative and supportive educational environment who demonstrate academic excellence and leadership skills
- Enhance the leadership role of the University in scientific research and development in ways that contribute to a knowledge-based economy
- Demonstrate institutional and academic excellence through national and international accreditation programs
- Ensure provision of all administrative services in compliance with quality, efficiency and transparency
- Enhance the culture of innovation and creativity (within institutional environment)



Colleges & Programs of Study



Undergraduate Programs



College of Arts and Creative Enterprises

- Bachelor of Fine Arts in Animation Design
- Bachelor of Fine Arts in Graphic Design
- Bachelor of Fine Arts in Interior Design
- Bachelor of Fine Arts in Visual Arts
- Bachelor of Science in Multimedia Design (*joint program with College of Technological Innovation and College of Communication and Media Sciences*)
- Minor in Curatorial Practices



College of Technological Innovation

- Bachelor of Science in Information Technology with Concentrations in:
 - Security and Network Technologies
 - Web and Mobile Application Development
- Bachelor of Science in Information Systems and Technology Management (*joint program with College of Business with Concentrations in:*
 - Enterprise Systems
 - Management of Information Systems
 - Business Intelligence
- Minor in Information Systems
- Minor in Interactive Social Computing



College of Education

- Bachelor of Science in Education with Concentration in:
 - Early Childhood Education
- Minor in Education



College of Humanities and Social Sciences

- Bachelor of Arts in International Studies with Concentrations in:
 - International Relations
 - Middle East/Gulf Studies
 - Political Economy and Development
- Minor in Middle East and GCC Studies
- Minor in Literature



College of Communication and Media Sciences

- Bachelor of Science in Communication and Media Sciences with Concentrations in:
 - Media Production and Storytelling
 - Integrated Strategic Communications
 - Tourism and Cultural Communications
- Minor in Communication and Media Sciences
- Minor in Arabic for Media



College of Business

- Bachelor of Science in Accounting
- Bachelor of Science in Finance
- Bachelor of Science in Human Resource Management
- Bachelor of Science in Marketing and Entrepreneurship
- Minor in Innovation & Entrepreneurship
- Minor in Marketing



College of Natural and Health Sciences

- Bachelor of Science in Public Health and Nutrition
- Bachelor of Science in Environmental Science and Sustainability
- Bachelor of Science in Psychology
- Minor in Public Health
- Minor in Applied Psychology
- Minor in Applied Mathematics

Graduate Programs



College of Business

- Executive Master of Business Administration
- Master of Science in Finance



College of Communication and Media Sciences

- Master of Arts in Communications with Concentrations in:
 - Strategic Public Relations
 - Tourism and Cultural Communications



College of Education

- Master of Education in Educational Leadership and Administration
- Master of Education in Teaching and Learning



College of Humanities and Social Sciences

- Master in Diplomacy and International Affairs
- Master of Legal and Judicial Studies
- Master of Islamic Studies in Jurisprudence of Reality



College of Technological Innovation

- Master of Science in Information Technology with Concentration in Cyber Security






Accreditation

NATIONAL ACCREDITATION

Zayed University and all its undergraduate & graduate programs are accredited by the **Commission for Academic Accreditation (CAA)** of the Ministry of Education in the United Arab Emirates.



INTERNATIONAL ACCREDITATION

Accredited by



Zayed University is accredited by the **Middle States Commission on Higher Education (MSCHE)**, one of six regional accrediting bodies in the United States. The University was first accredited by the MSCHE in 2008. Zayed University was renewed for ten years in 2013.

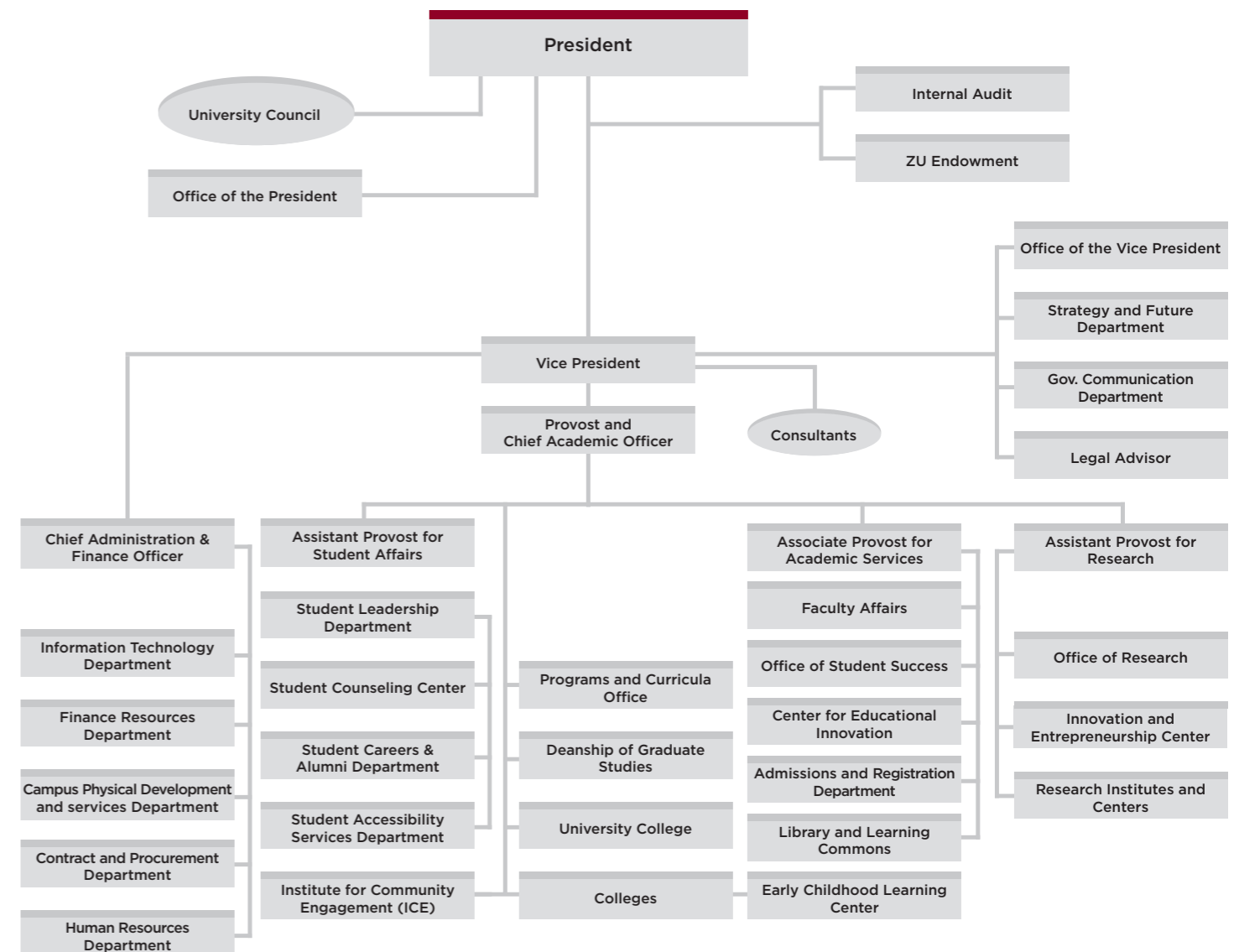


SPECIALIZED ACCREDITATION

COLLEGE	PROGRAM	ACCREDITATION BODY
COLLEGE OF ARTS AND CREATIVE ENTERPRISES	<ul style="list-style-type: none"> • Bachelor of Fine Arts in Animation Design • Bachelor of Fine Arts in Graphic Design • Bachelor of Fine Arts in Interior Design • Bachelor of Fine Arts in Visual Arts • Bachelor of Science in Multimedia Design 	<p>National Association of Schools of Art and Design (NASAD)</p>  <p><i>*(Substantial equivalency)</i></p>
COLLEGE OF COMMUNICATION AND MEDIA SCIENCES	<ul style="list-style-type: none"> • Bachelor of Science in Communication and Media Sciences 	<p>Accrediting Council on Education in Journalism and Mass Communications (ACEJMC)</p> 
	<ul style="list-style-type: none"> • Bachelor of Science in Communication and Media Sciences (Integrated Strategic Communication) 	<p>International Advertising Association (IAA)</p> 
COLLEGE OF EDUCATION	<ul style="list-style-type: none"> • Bachelor of Science in Education 	<p>Council for the Accreditation for Educator Preparation (CAEP)</p> 
COLLEGE OF BUSINESS	<ul style="list-style-type: none"> • Bachelor of Science in Accounting • Bachelor of Science in Finance • Bachelor of Science in Human Resource Management • Bachelor of Science in Marketing and Entrepreneurship • Executive Master of Business Administration • Master of Science in Finance 	<p>Association for the Advancement of Collegiate Schools of Business (AACSB)</p> 
COLLEGE OF TECHNOLOGICAL INNOVATION	<ul style="list-style-type: none"> • Bachelor of Science in Information Systems and Technology Management • Bachelor of Science in Information Technology (Security & Network Technologies) 	<p>Computing Accreditation Commission (CAC) of the Accreditation Board for Engineering and Technology (ABET)</p> 



Organizational Structure





University Leadership

President

H.E. Noura bint Mohammed AlKaabi

Vice President

Khalid AlKhazraji

Provost and Chief Academic Officer

Clayton MacKenzie

Chief Administrative and Finance Officer

Sherif Mousa, Acting

Associate Provost for Academic Services

Nagi Wakim

Assistant Provost for Research

Michael Allen

Assistant Provost for Student Affairs

Hind Alrustamani

Advisor to Provost for Programs and Curricula

Andrew Marrington

Advisor to the Provost

Bryan Gilroy

Legal Advisor

Ahmed AlBlooshi

Advisor, Alumni & Student Career

Jane Tatterton

Strategic Advisor to the President

Samon Biaou

Transformation Advisor

Sherif Mousa

Vice-President Advisor

Saeed AlSalkhadi

Dean, Graduate Studies Deanship

Gaelle Picherit-Duthler, Acting

Dean, College of Arts and Creative Enterprises

Kevin Badni

Dean, College of Business

Fatima Al-Ali, Acting

Dean, College of Communication and Media Sciences

Dwight Brooks

Dean, College of Education

Rana Tamim

Dean, College of Humanities and Social Sciences

Denis Sullivan

Dean, College of Natural and Health Sciences

Fares Howari

Dean, College of Technological Innovation

Hany El Kadi

Dean, University College

Belkeis Altareb

CEO, Happiness and Wellbeing

Fatma Taher

Director, Institute for Community Engagement

Noura Salem AlKaabi

Director, Institute for Social and Economic Research

Mouawiya Al Awad

Director, Center for Educational Innovation

Barbara Harold

Director, University Library & Learning Commons Department

Lillian Li

Director, Early Childhood Learning Center

Asia Foster

Director, English Across the Curriculum Program, University College

Wayne Jones

Director, Innovation and Entrepreneurship Center

Wasseem Abaza, Acting

Director, Center for Digital Fabrication

Thorsten Lomker, Acting

Director, Center for Smart Cities and Intelligent Systems

Zakaria Maamar, Acting

Director, Center for Arabic Research and Development

Hanada Taha Thomure, Acting

Director, Zayed Institute for Architecture, Heritage and Arts

Adina Hempel, Acting

Director Administration, Office of the Vice-President

Mohamed AlMazrouei

Director, Strategy and Future Department

Muna AlSeeni

Director, Campus Physical Development & Services Department

Hussein Al Rubaii, Acting

Director, Information Technology Department

Nadia Alqabanji

Director, Contracts & Procurement Department

Abdalla AlZarooni

Director, Human Resources Department

Hessa AlMarzooqi

Director, Financial Resources Department

Jayesh Vallabh

Director, Government Communications Department

Khadija AlJaberi

Director, Student Accessibility Services Department

Fatma AlQassimi

Director, Internal Audit

Walid Atian

University Registrar

Ruba Ramahi, Acting

Director, Undergraduate Student Academic Success

Haseena AlKhatheeri, Acting

Director, Student Leadership

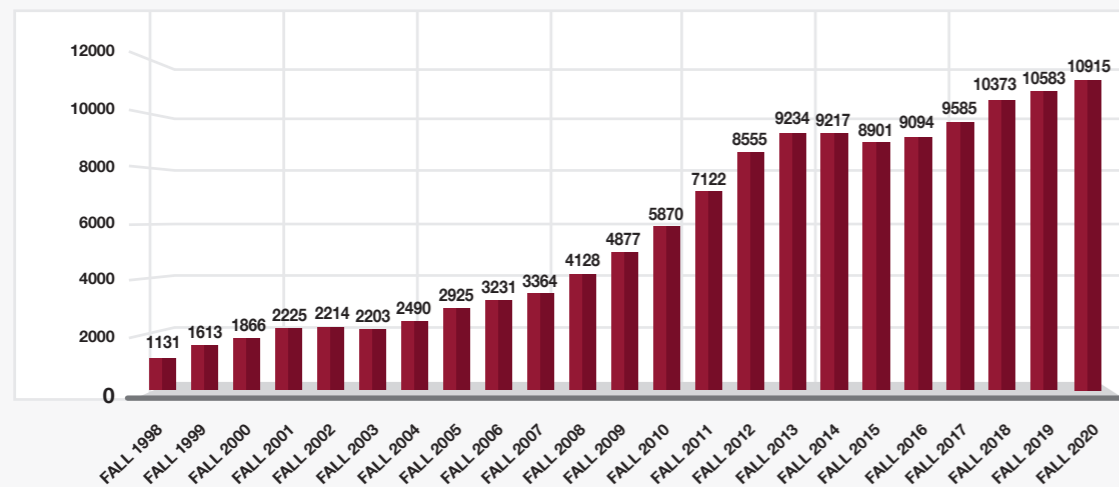
Abeer AlRasbi

Director, Student Counseling Center

Shorouk Nafie, Acting

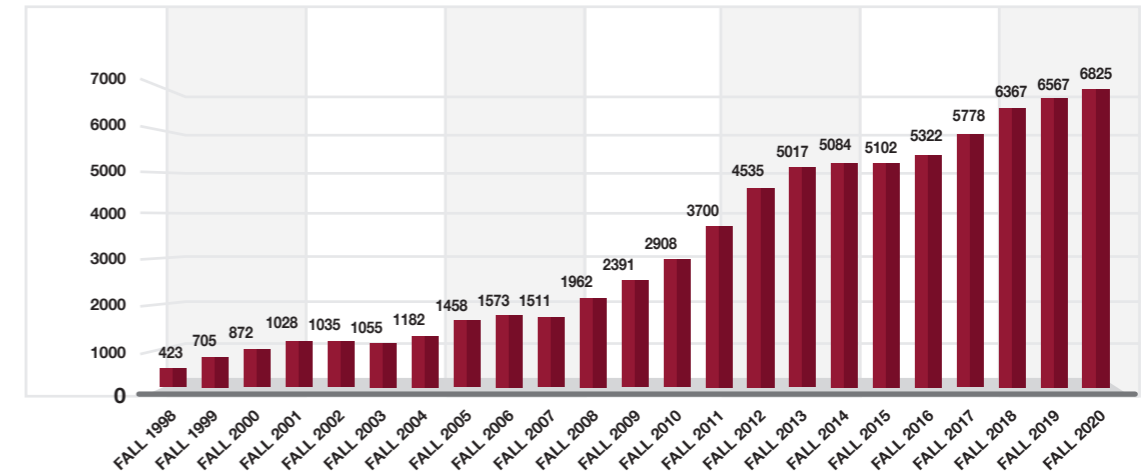
Zayed University Students

Undergraduate Enrollment*
Fall 1998 to Fall 2020



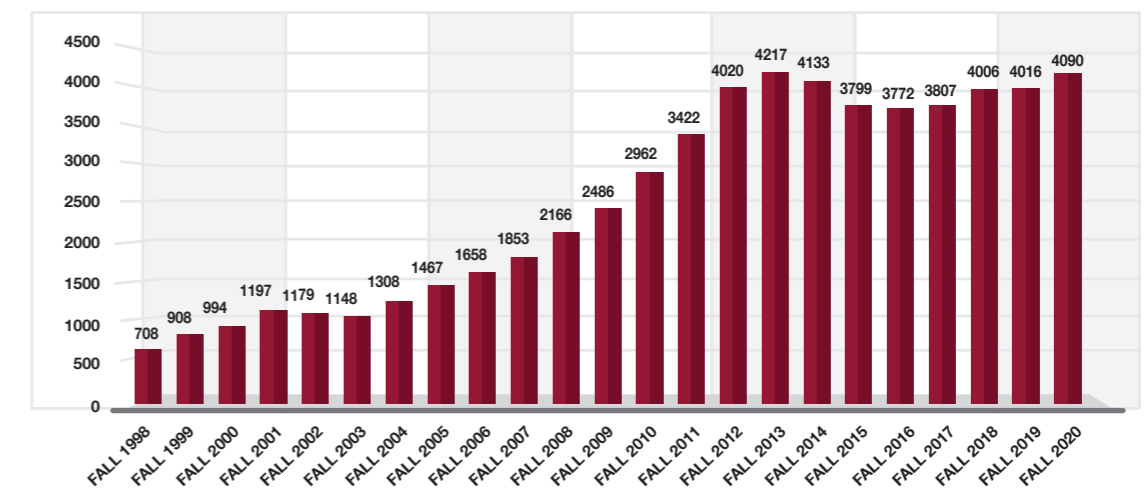
Source: ZU Banner
Note: Academic Bridge Program (ABP) is discontinued since Fall 2019

Undergraduate Enrollment
Abu Dhabi Campus
Fall 1998 to Fall 2020



Source: ZU Banner

Undergraduate Enrollment
Dubai Campus
Fall 1998 to Fall 2020



Source: ZU Banner

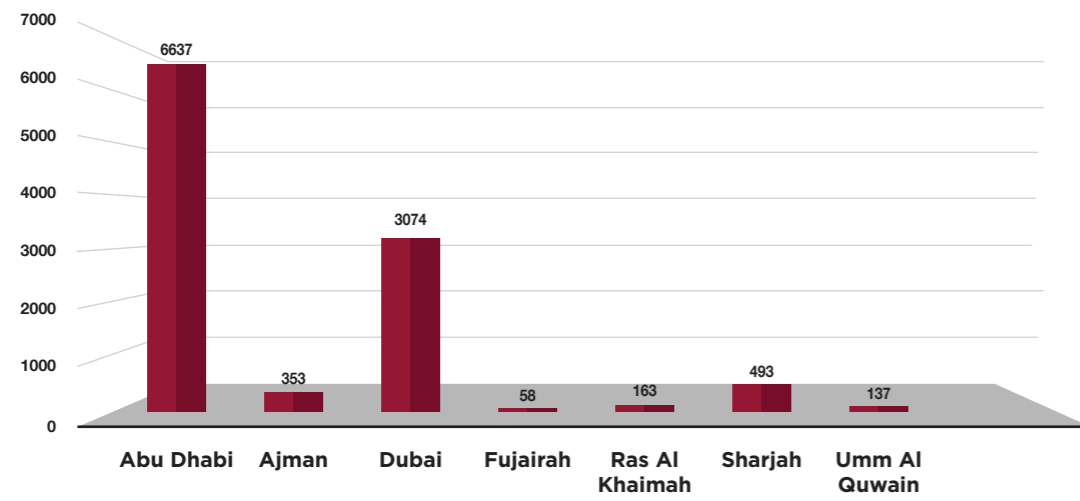
Undergraduate Program Enrollment

Program	Fall 2014		Fall 2015		Fall 2016		Fall 2017		Fall 2018		Fall 2019		Fall 2020	
	AD	DXB	AD	DXB	AD	DXB	AD	DXB	AD	DXB	AD	DXB	AD	DXB
Academic Bridge Program	1262	827	1075	584	936	484	1038	476	768	392				
Baccalaureate Program, Pre-Majors	1796	1598	1801	1371	2114	1445								
Bachelor Of Arts In Fine Arts/ Art And Design	138	149	141	153	123	154	324	398						
Bachelor Of Fine Arts In Animation Design									46	42	59	46	58	37
Bachelor Of Fine Arts In Graphic Design									84	153	96	159	121	168
Bachelor Of Fine Arts In Interior Design									192	215	237	247	267	246
Bachelor Of Fine Arts In Visual Arts									72	75	98	91	111	88
Bachelor Of Science In Multimedia Design	84	93	68	108	61	107	82	154	81	128	74	104	67	107
Bachelor Of Arts In Emirate Studies	20	1	34	1	35		36		10	1				
Bachelor Of Arts In International Studies	214	202	268	221	280	227	635	475	746	525	933	556	935	546
Bachelor Of Science In Health Sciences	1	1												
Bachelor Of Science In Public Health And Nutrition	48	76	49	76	58	61	173	135	198	150	257	188	252	190
Bachelor Of Science In Environmental Science And Sustainability	83	45	107	54	112	75	301	154	416	218	500	249	470	281
Bachelor Of Science In Psychology									214	163	323	256	335	287
Bachelor Of Science In Business Sciences	652	460	677	464	693	446	1380	794						
Bachelor Of Science In Accounting									421	173	438	170	447	161
Bachelor Of Science In Finance									646	226	648	217	637	194
Bachelor Of Science In Human Resource Management									335	286	363	348	378	323
Bachelor Of Science In Marketing & Entrepreneurship									198	173	246	217	255	233
Bachelor Of Science In Communication And Media Sciences	323	238	374	257	363	253	682	407	708	425	726	437	716	389
Bachelor Of Science In Education	63	111	71	114	102	111	196	138	252	119	318	135	297	142
Bachelor Of Science In Information Technology	221	171	224	215	239	231	544	358	728	394	1016	483	1141	527
Bachelor Of Science In Info Systems And Tech Mgmt.	73	35	68	43	63	43	113	83	142	83	235	113	338	171
Bachelor Of Science In Technology And Education	5	5		1										
Bachelor Of Science In Psychology And Human Services	100	119	143	136	141	134	274	235	110	65				
Double Major	1	2	2	1	2	1								
Total by Campus	5084	4133	5102	3799	5322	3772	5778	3807	6367	4006	6567	4016	6825	4090
ZU Total	9217		8901		9094		9585		10373		10583		10915	

Source: ZU Banner

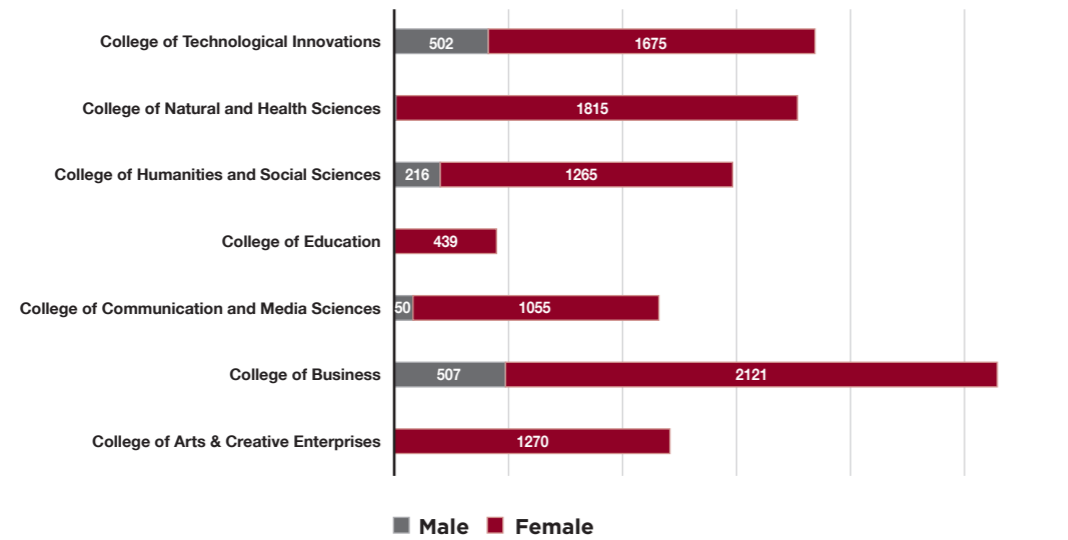
Note: Academic Bridge Program (ABP) is discontinued since Fall 2019

Undergraduate Students Enrollment by Emirate of Origin Fall 2020



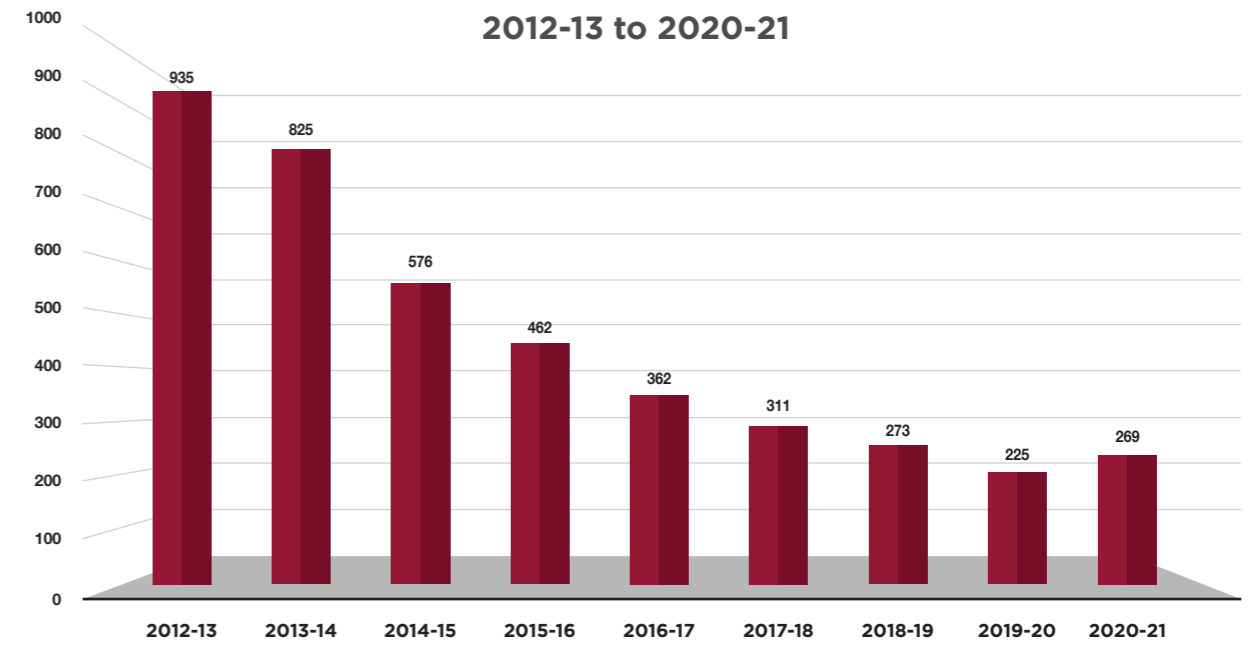
Source: ZU Banner

Undergraduate Enrollment by College and Gender Fall 2020



Source: ZU Banner

Graduate Enrollment* 2012-13 to 2020-21



* Note: Registered Headcount: 1 August – 31 July

Source: ZU Banner

Graduate Program Enrollment

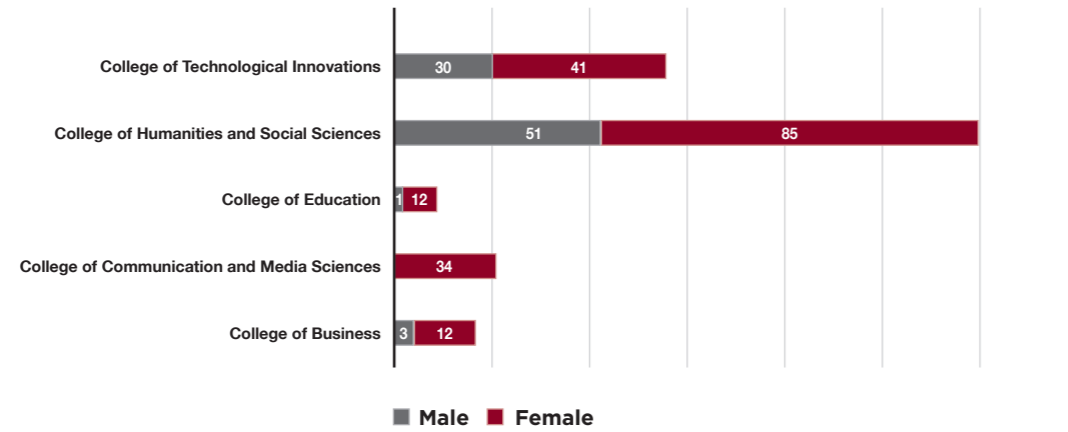
Program	2012-13	2013-14	2014-15	2015-16	2016-17	2017-18	2018-19	2019-20	2020-21
Executive Masters, Health Care Administration	51	62	51	50	47	13			
Executive Masters, Public Administration	58	47	33	26	4				
ME in Educational Leadership & Admin				67	40	17	23	7	13
MA in Communications	56	66	64	58	42	17	12	21	34
MA in Contemp Islamic Studies	98	41	12						
MA in Diplomacy/Int. Affairs	61	63	63	64	55	48	38	39	67
MA in Islamic Econ & Wlth Mgt	94	47	2						
MA in Islamic World Studies	54	38	4	1					
MA in Judicial Studies	34	54	44	27	37	59	74	70	42
MA in Legal and Judicial Studies									8
MA in Museum Studies	29	24							
MEd Master of Education	75	85	82			14			
MM International Business	17	60	51		22		12	4	
MSc in Finance	79	43	24	25	1	18	17	9	14
MSc in Information Technology	70	67	67	60	77	70	66	57	71
MSc in International Business	46	28	4	31		19			
Exec Mast in Business Admin	93	92	73	37	30	21	25	8	1
MA in Endowm Stud.	20	6							
MA of Islamic Studies in Jurisprudence of Reality								10	19
MEd in Teaching and Learning		2	2	16	7	15	6		
Total	935	825	576	462	362	311	273	225	269

Source: ZU Banner

Note: Note: Registered Headcount: 1 August - 31 July



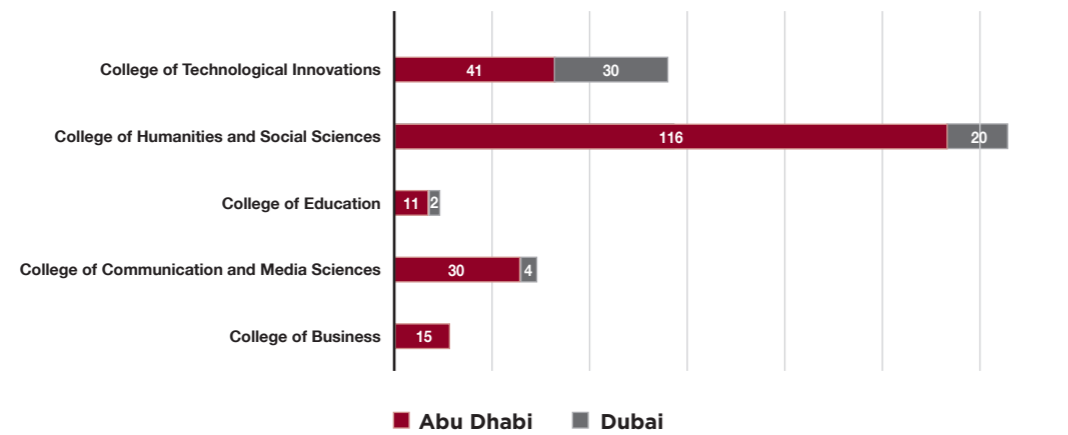
Graduate Enrollment by College and Gender* 2020-21



* Note: Registered Headcount: 1 August - 31 July

Source: ZU Banner

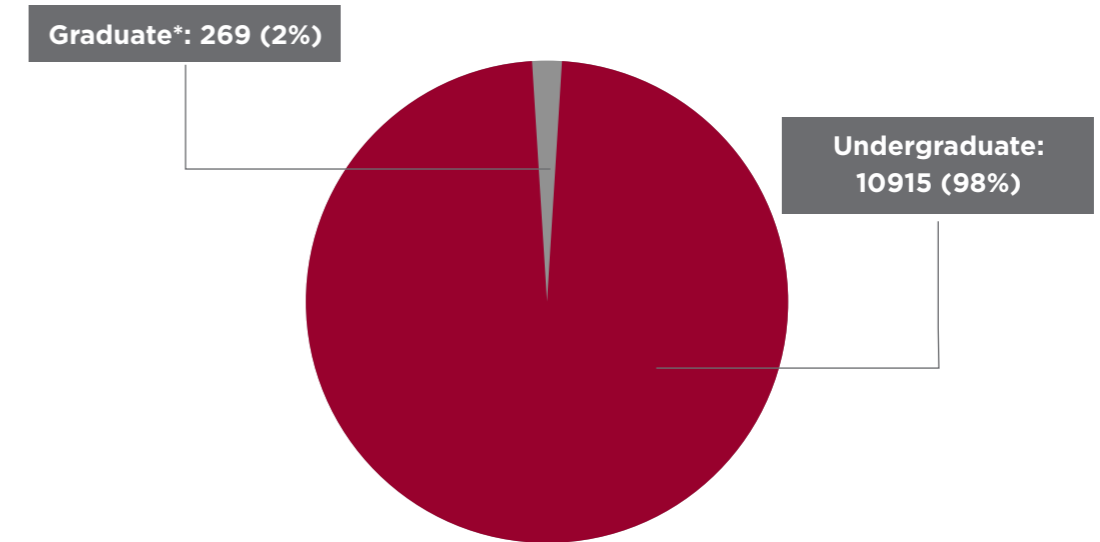
Graduate Enrollment by College and Campus* 2020-21



* Note: Registered Headcount: 1 August - 31 July

Source: ZU Banner

Total Enrollment by Level Fall 2020



Source: ZU Banner

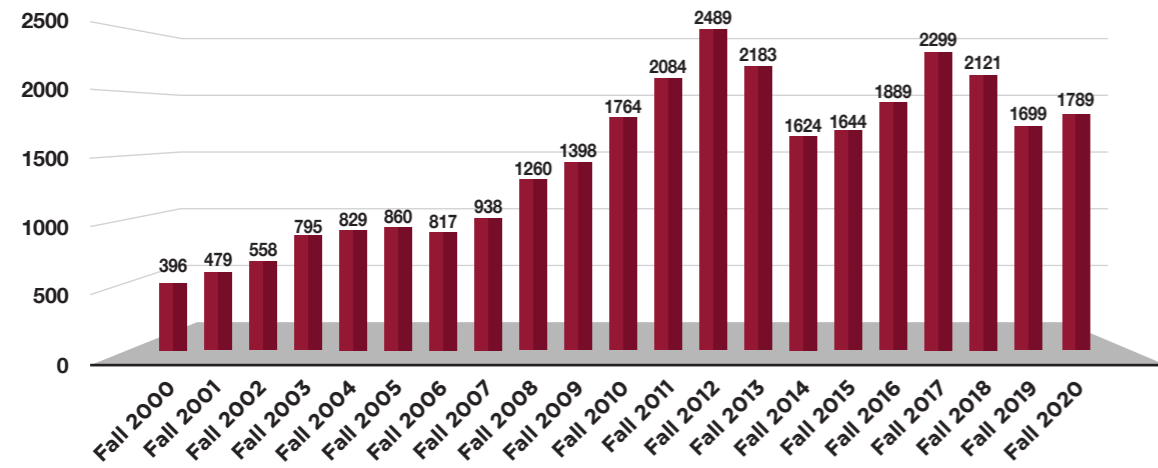
Student-Faculty Ratio* 2020-21

	Abu Dhabi	Dubai	Overall
Ratio	13:1	11:1	12:1

* Note: FTE is calculated as full-time plus 1/3 part time. The number represents an average of Fall 2020 and Spring 2021 ratio of FTE students to FTE faculty. UG students with registered credits less than 15 are considered as part-time

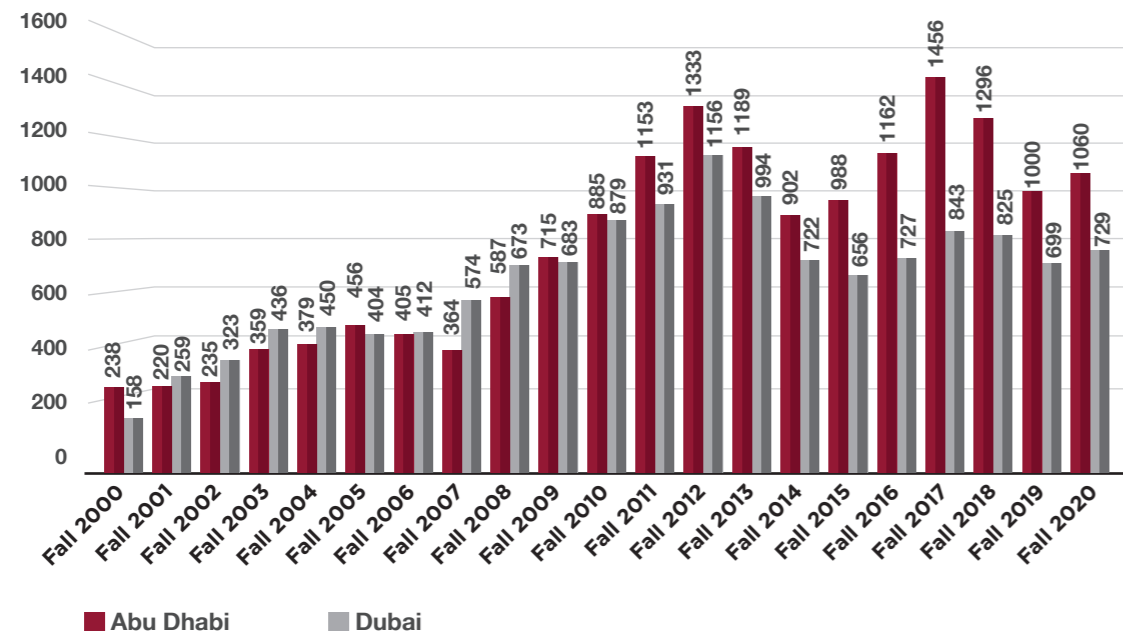
Source: Office of Institutional Research

First-time Student Enrollment Fall 2000 to Fall 2020



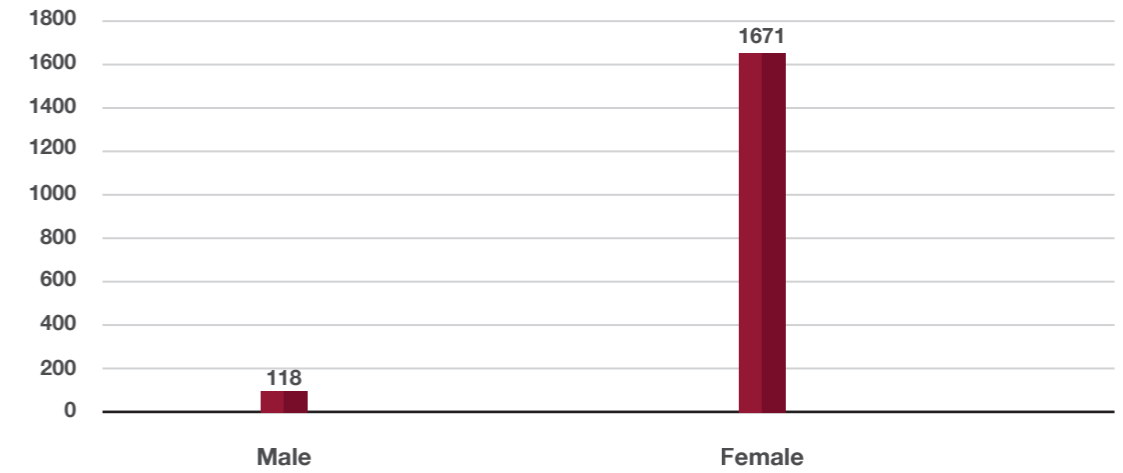
Source: ZU Banner

First-time Student Enrollment by Campus Fall 2000 to Fall 2020



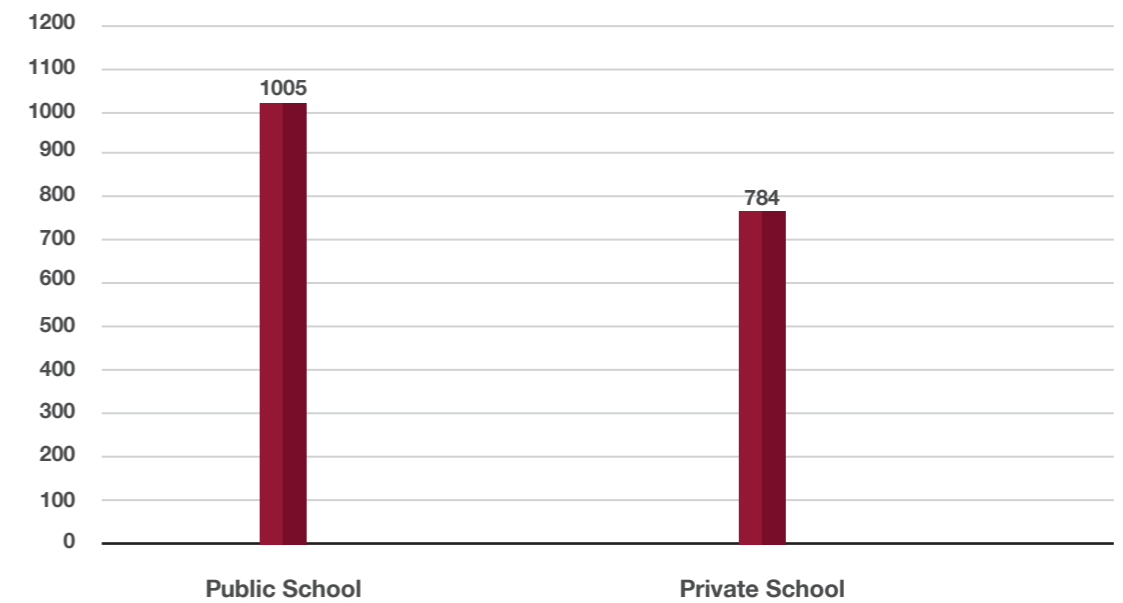
Source: ZU Banner

First-time Student Enrollment by Gender Fall 2020



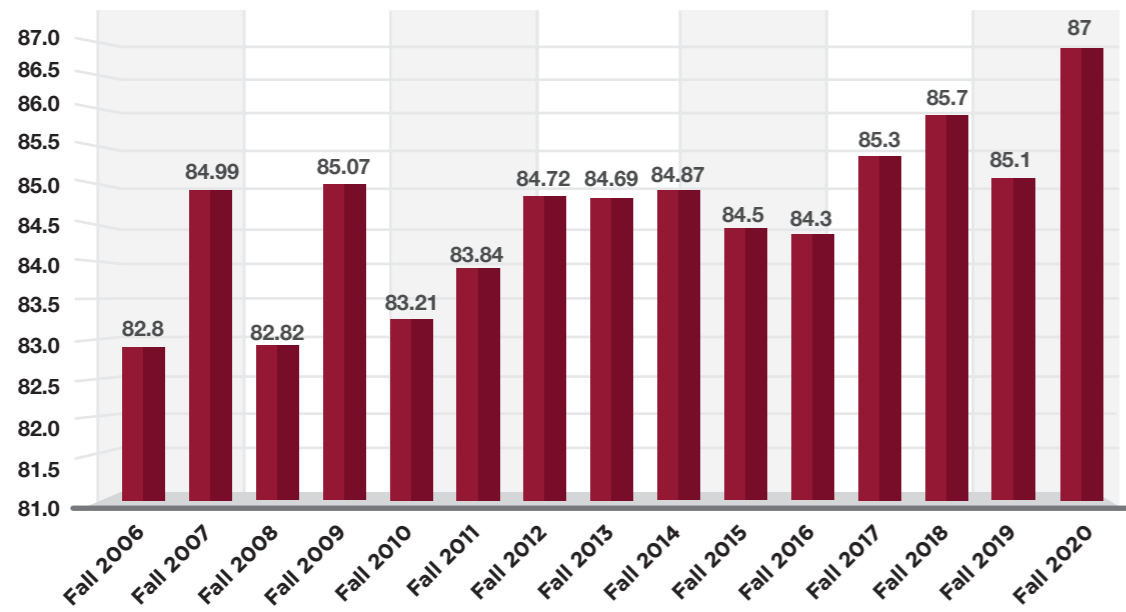
Source: ZU Banner

First-time Student Enrollment by Secondary School Attended Fall 2020



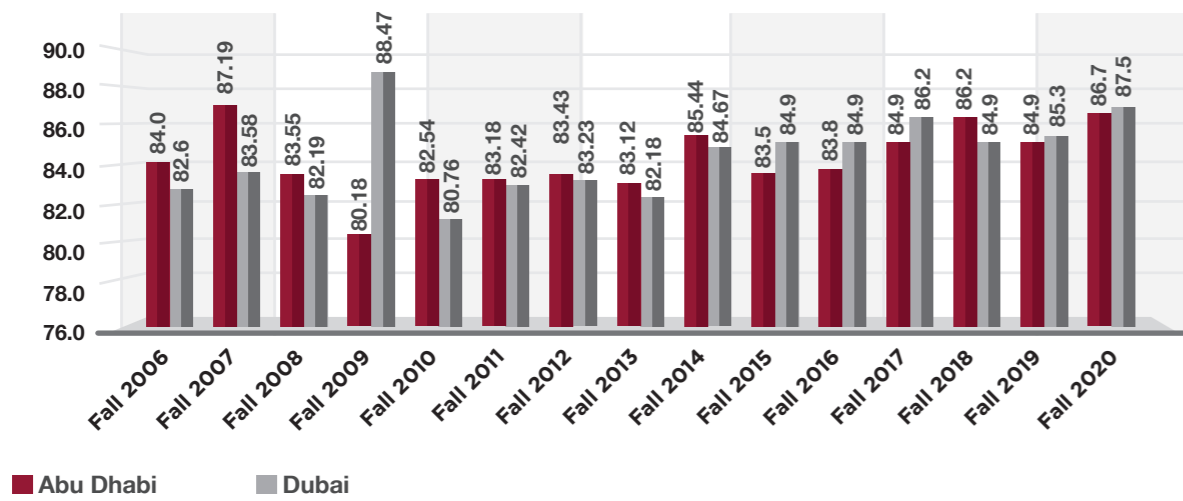
Source: ZU Banner

First-time Students Average GSC Scores Fall 2006 to Fall 2020



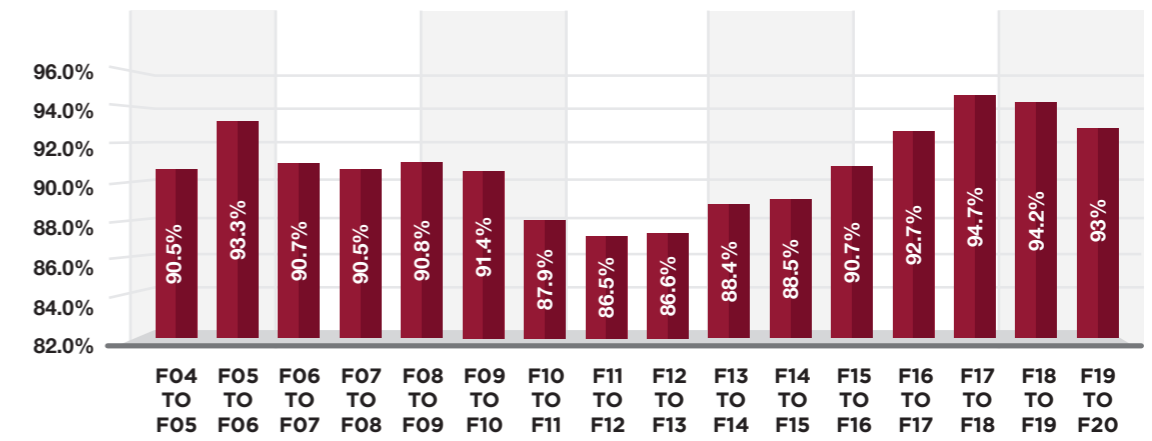
Source: ZU Banner

First-time Students Average GSC Scores by Campus Fall 2006 to Fall 2020



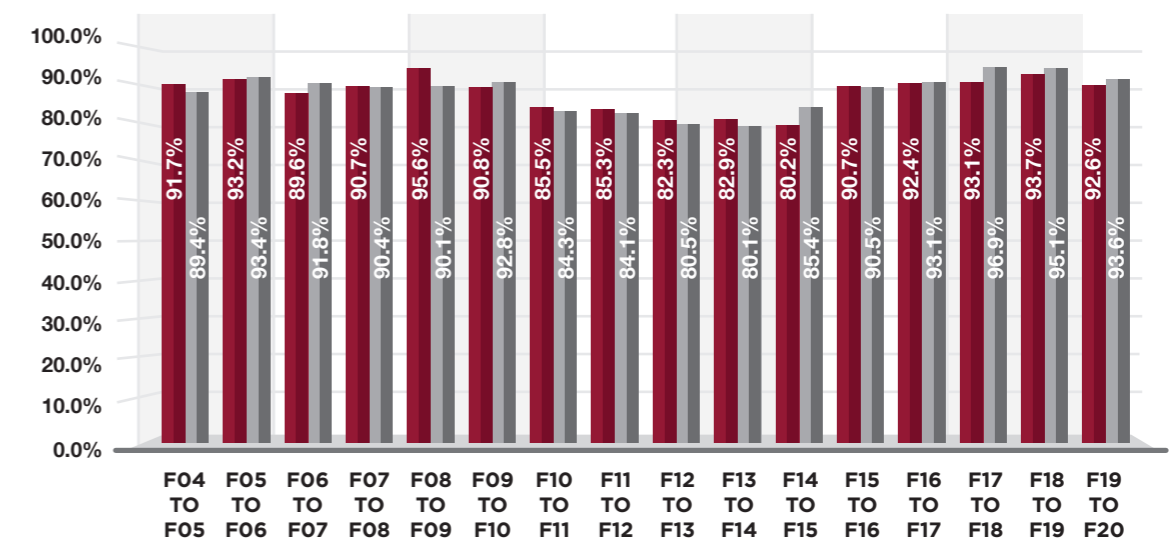
Source: ZU Banner

First-time Students Baccalaureate One Year Retention Rate Fall 2004 to Fall 2020



Source: Census

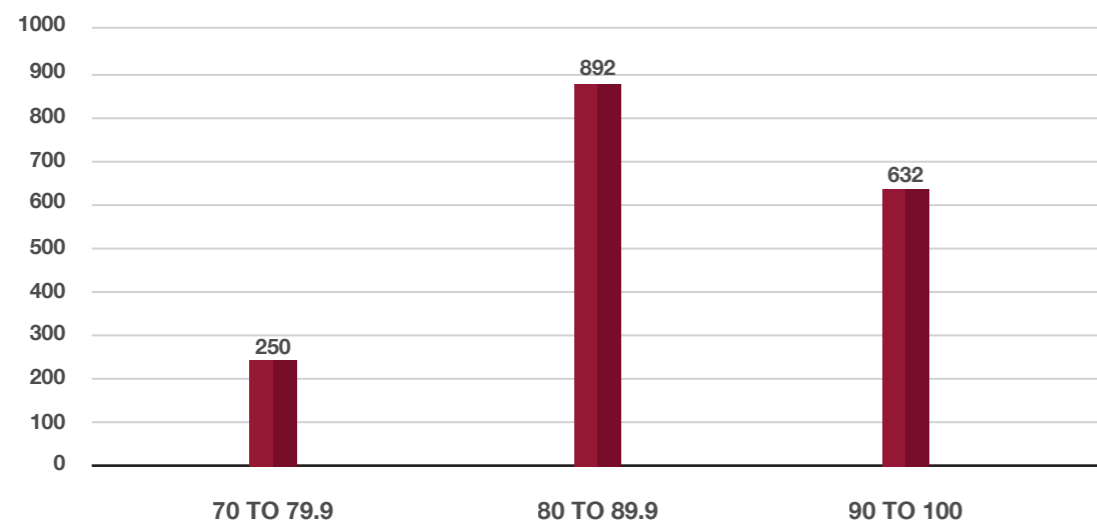
First-time Students Baccalaureate One Year Retention Rate by Campus Fall 2004 to Fall 2020



Source: Census

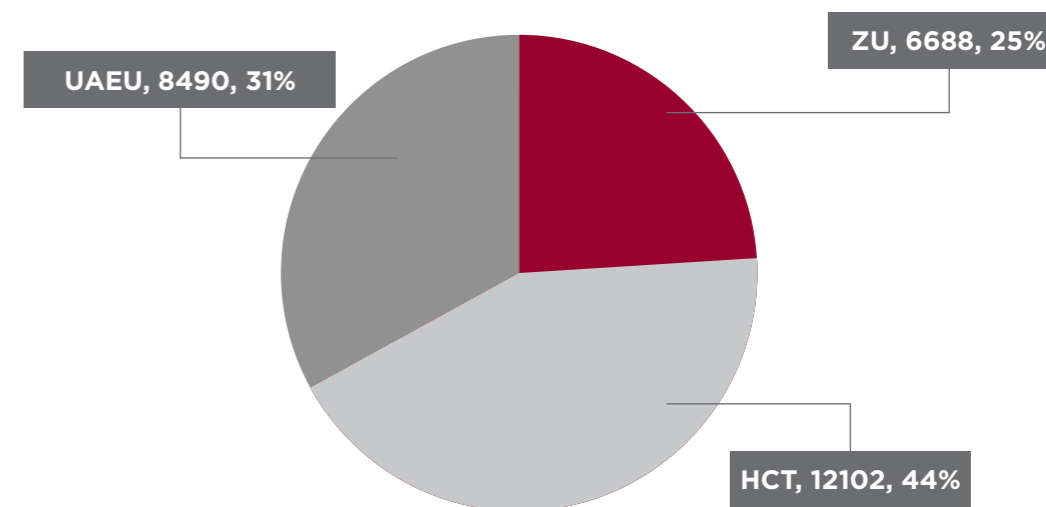


**First-time Students GSC Scores
Fall 2020**



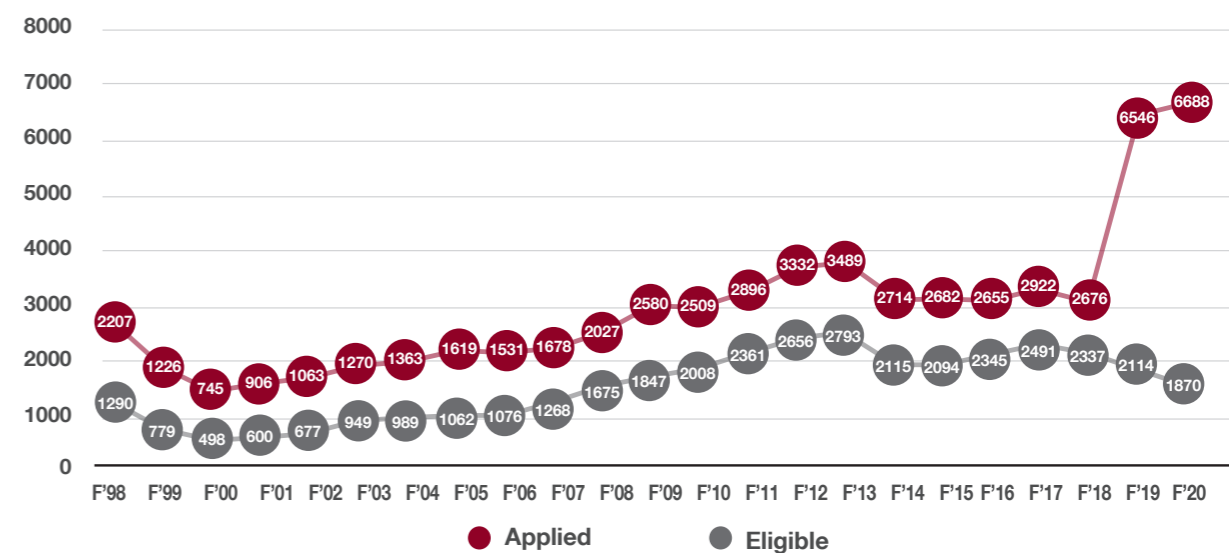
Source: ZU Banner

**Applicants to the National Universities
Fall 2020**



Source: NAPO (National Admissions and Placement Office)

**ZU Applicants and Students Eligible for Enrollment
Fall 1998 to Fall 2020**



Source: NAPO (National Admissions and Placement Office)

Note: The increase in the number of ZU applicants from Fall 2019 is because applicants were allowed to select more than one university as their choice of university

**Students Completing Undergraduate Degree Requirements
Academic Years 2012-13 to 2019-20**

Degree	2012-13		2013-14		2014-15		2015-16		2016-17		2017-18		2018-19		2019-20	
	AD	DXB	AD	DXB	AD	DXB	AD	DXB	AD	DXB	AD	DXB	AD	DXB	AD	DXB
Bachelor of Arts in Art and Design	36	60	34	29	34	47	46	58	27	18						
Bachelor of Fine Arts in Animation Design											2	2	1	3	7	4
Bachelor of Fine Arts in Graphic Design											7	9	19	27	6	30
Bachelor of Fine Arts in Interior Design											11	19	11	23	14	18
Bachelor of Fine Arts in Visual Arts											8	5	8	6	6	20
Bachelor of Science in Multimedia Design	5	8	21	11	35	29	30	30	23	25	11	40	21	42	19	20
Bachelor of Science in Accounting											57	32	74	37	70	26
Bachelor of Science in Finance											83	40	104	47	118	54
Bachelor of Science in Human Resource Management											22	29	53	44	31	39
Bachelor of Science in Marketing and Entrepreneurship											7	12	13	15	32	25
Bachelor of Science in Health Sciences	13	21	10	12		1										
Bachelor of Science in Psychology and Human Services			1		21	39	48	38	53	54	41	64	64	34	33	24
Bachelor of Science in Psychology															23	15
Bachelor of Science in Public Health and Nutrition			7	14	15	26	14	37	14	18	16	22	22	24	41	31
Bachelor of Science in Environmental Science and Sustainability	1		1	11	20	18	38	15	43	25	38	25	33	33	73	31
Bachelor of Arts in International Studies	45	38	57	62	73	74	101	76	103	100	94	85	90	75	141	76
Bachelor of Arts in Emirati Studies	2		4	1	5		8	1	19		13		5			
Bachelor of Science in Business Sciences	131	124	177	171	235	203	241	160	266	178						
Bachelor of Science in Communication and Media Sciences	54	70	73	96	105	98	140	94	140	96	115	87	156	83	175	123
Bachelor of Science in Education	22	69	41	88	25	38	11	33	37	51	40	35	35	29	54	25
Bachelor of Science in Information Technology	20	46	54	35	90	60	87	69	79	85	81	90	114	83	92	73
Bachelor of Science in Info Systems and Tech. Management	34	8	32	4	20	9	24	9	31	20	14	15	24	16	27	11
Bachelor of Science in Business and Technological Innovation			24	2	14	5										
Bachelor of Science in Technology and Education	4	2	2	5	5	4		1								
Double Major	2		1	3	1	1		1	2	1						
Total by Campus	369	446	539	544	698	652	788	622	837	671	660	611	847	621	962	645
ZU Total	815		1083		1350		1410		1508		1271		1468		1607	

Source: ZU Banner

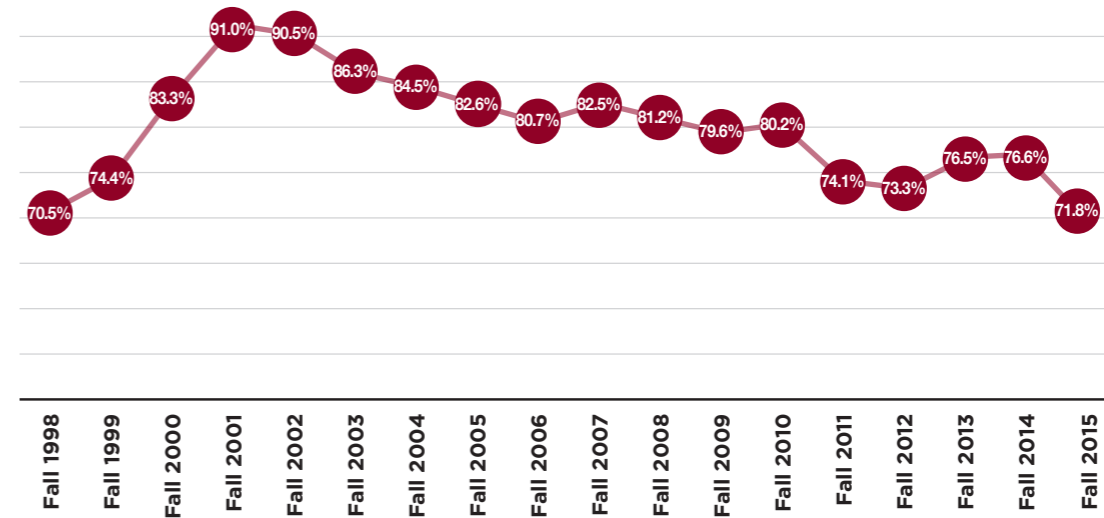


Students Completing Graduate Programs Degree Requirements Academic Years 2012-13 to 2019-20

Program	2012-13	2013-14	2014-15	2015-16	2016-17	2017-18	2018-19	2019-20
Executive Masters in Business Administration	20	25	35	22	9	5	14	7
Master of Science in Finance	34	38	25		25		14	3
Master of Management in International Business		11	23	16	12	3	10	3
Master of Science in International Business	16	24	5					
Master of Arts in Communications		24	29	28	19	15	1	
Master of Education in Educational Leadership and Admin	16	16	28	31	34	10	15	
Master of Science in Teaching and Learning				9		8	6	
Master of Education in Special Education						4		1
Executive Masters in Health Care Administration	15	29	10	30	34	13	1	
Master of Arts in Diplomacy & International Affairs	8	15	19	19	16	20	15	10
Master of Arts in Judicial Studies	27	29	16	10	10	8	23	27
Master of Arts in Contemporary Islamic Studies	35	29	25	3				2
Executive Masters in Public Administration	31	24	9	17	8			
Master of Arts in Endowment Studies	7	12	3					
Master of Arts in Islamic Economy & Wealth Management	16	53	19	1				
Master of Arts in Museum Studies		22	2					
Master of Arts in Islamic World Studies	1	36	15	1				
Master of Science in Information Technology	22	23	22	16	25	14	27	20
Total	248	410	285	203	192	100	126	73

Source: ZU Banner

6-Year Graduation Rate Undergraduate Students



● 6-Year Graduation Rate

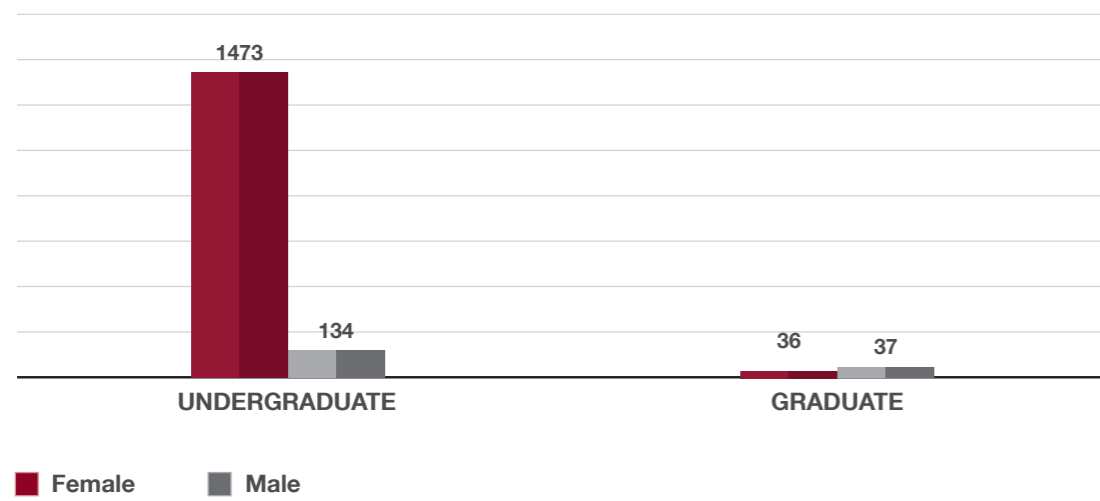
Note: The graduation rate of the undergraduate students is calculated based on the Fall entry to the Bachelor program

Source: ZU Banner

*Note: Graduate Date Range: 1 August - 31 July

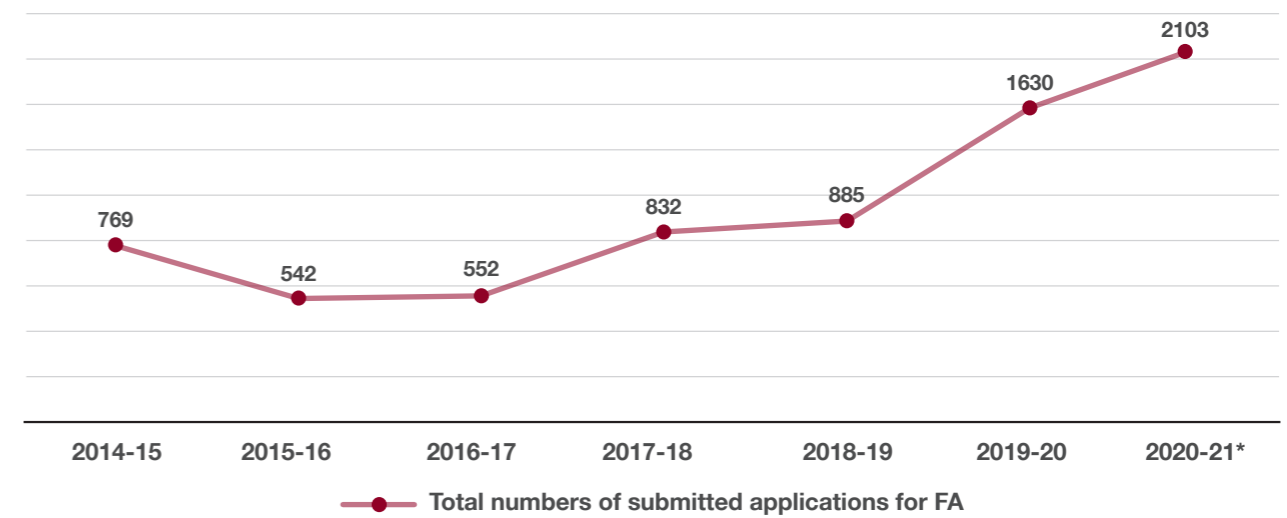
Financial Aid

**Degrees Awarded by Level and Gender
2019-20**



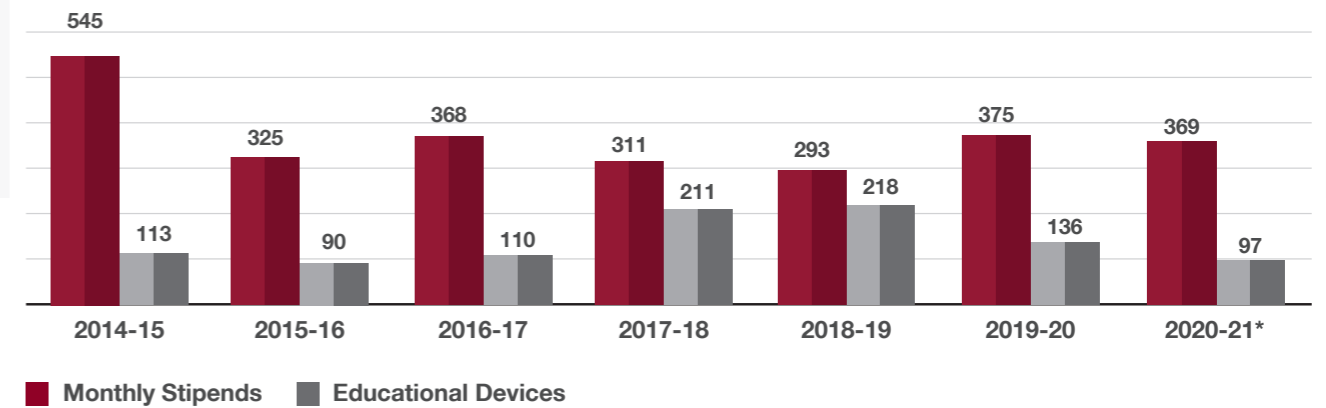
Source: ZU Banner

**Financial Aid Applications
2014-15 to 2020-21**



*Note: as of 24 February 2021
Source: Student Support Unit

**Aid-Awarded applications for Monthly Stipends &
Educational Devices
2014-15 to 2020-21**



*Note: as of 24 February 2021
Source: Student Support Unit

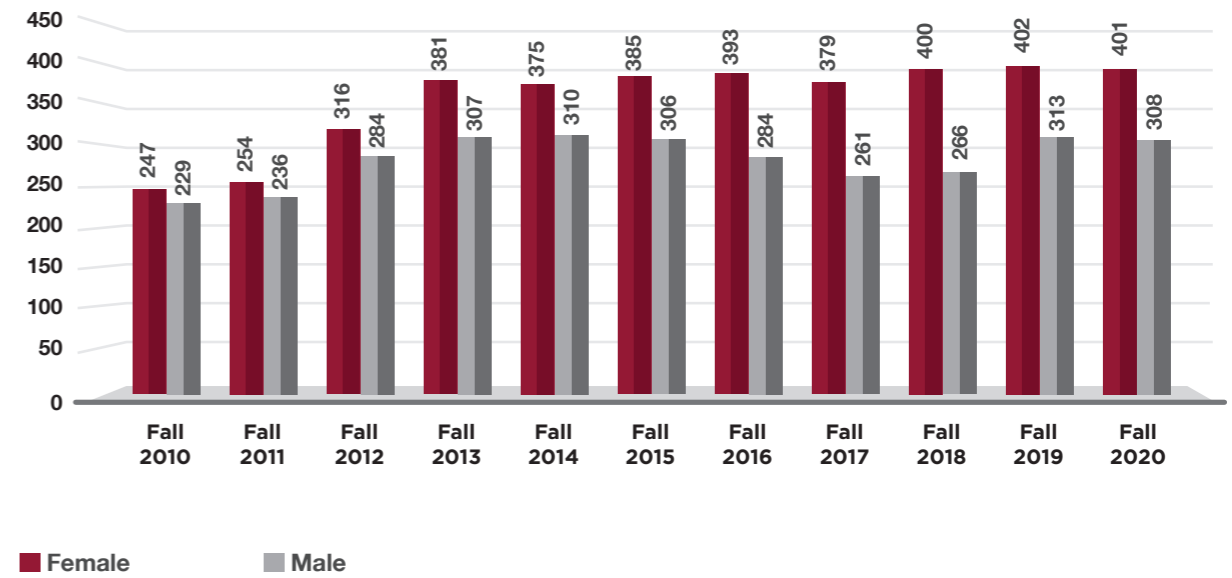
Zayed University Faculty

Distribution of Faculty by Highest Degree Earned

	Fall 2010	Fall 2011	Fall 2012	Fall 2013	Fall 2014	Fall 2015	Fall 2016	Fall 2017	Fall 2018	Fall 2019	Fall 2020
Doctorate Degree	199	222	271	318	340	370	364	376	384	451	467
Master's Degree	238	252	319	356	327	301	289	248	275	260	242
Bachelor's Degree	2	5	9	9	7	4	5			1	
Unknown	37	11	1	5	11	16	19	16	7	3	
ZU Total	476	490	600	688	685	691	677	640	666	715	709

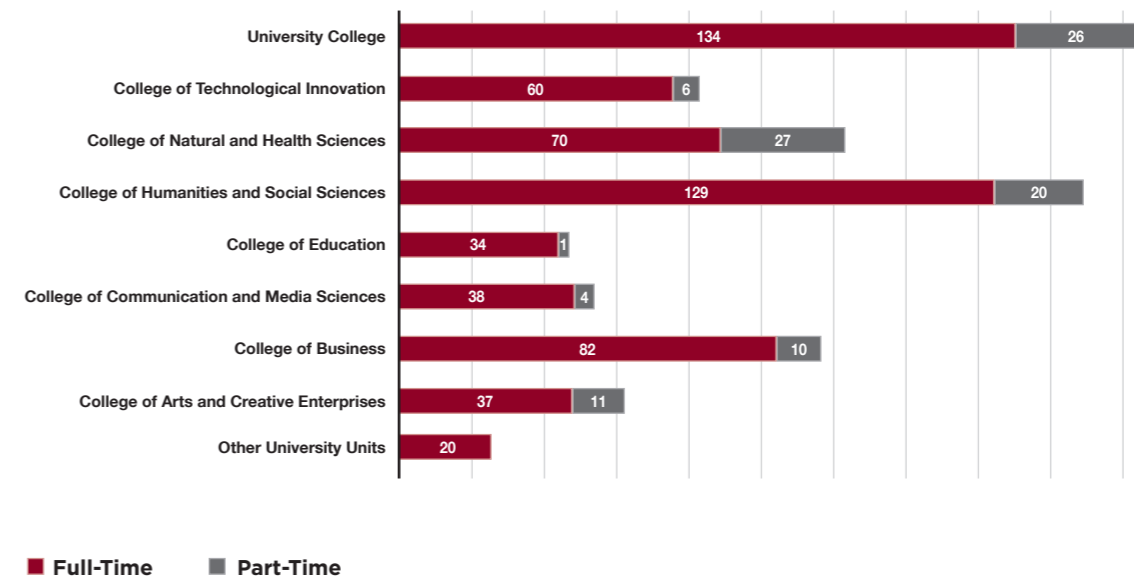
Source: HRMS/FAES

Faculty by Gender



Source: HRMS/FAES

Faculty by College and Employment Type Fall 2020



Source: HRMS

Faculty by Country of Nationality - Fall 2020

Country	No. of Faculty	Country	No. of Faculty
Algeria	4	Norway	1
Australia	26	Pakistan	20
Austria	1	Palestine	10
Bahrain	1	Philippines	1
Bangladesh	1	Poland	4
Belgium	1	Portugal	2
Brazil	2	Romania	3
Canada	50	Russia	2
China	4	Saudi Arabia	1
Egypt	45	Serbia	2
Ethiopia	1	Singapore	3
France	19	Slovenia	1
Germany	11	South Africa	2
Ghana	1	South Korea	6
Greece	19	Spain	2
India	37	Sudan	2
Indonesia	1	Sweden	2
Iraq	2	Switzerland	1
Ireland	5	Syria	11
Italy	8	Tanzania	1
Jamaica	1	Thailand	1
Japan	1	Tunisia	11
Jordan	50	Turkey	11
Lebanon	18	U S A	118
Malaysia	3	UAE	83
Mexico	2	UK	72
Morocco	3	Ukraine	1
Netherlands	3	Uzbekistan	1
New Zealand	10	Yemen	1
Nigeria	1	Zimbabwe	2
Total	709		

Staff

Distribution of Staff by Employment Type and Gender Fall 2020

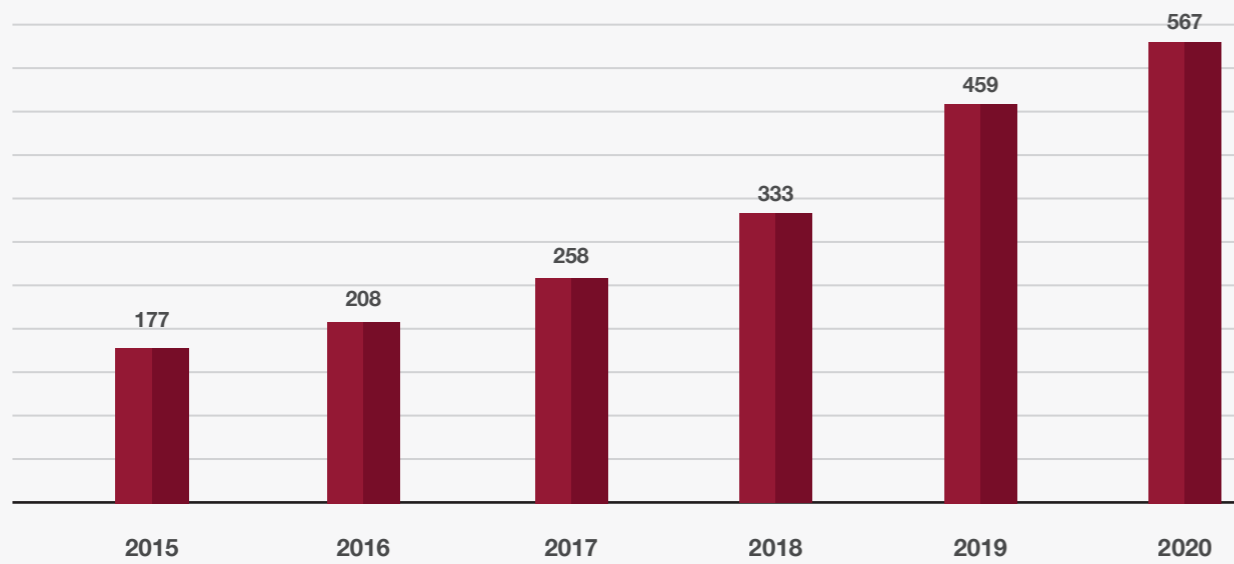
	Male	Female	Total
Senior Appointments	1		1
Academic Administrators	10	5	15
Staff	114	269	383
Total	125	274	399

Source: HRMS



Research

**Research Output
2015 - 2020**



Source: Scopus

**Publications by Document Type
2015-2020**

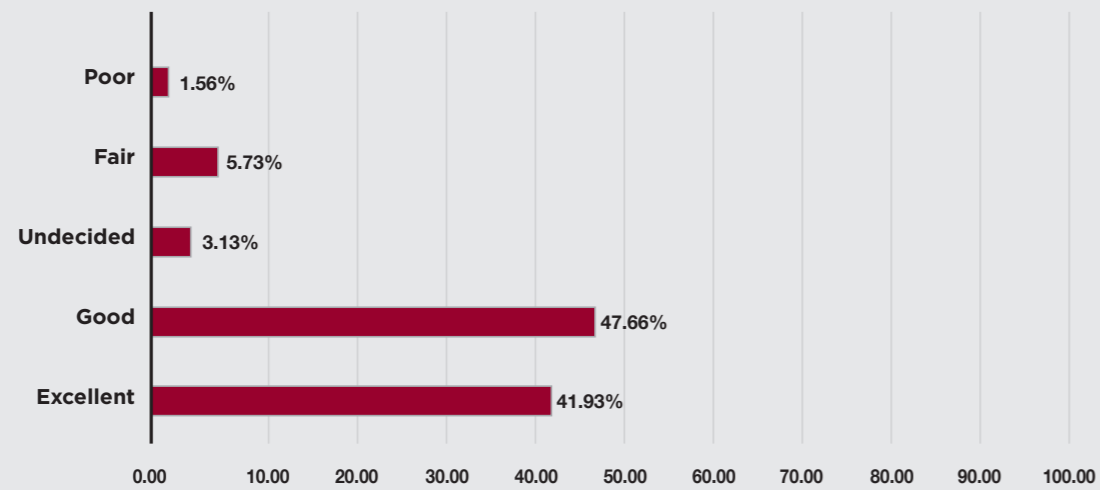
	2015	2016	2017	2018	2019	2020
Article	108	105	146	216	319	412
Conference Paper	37	60	66	72	108	83
Book Chapter	19	21	24	17	6	11
Book	3	5	5	1		
Review	5	14	10	11	13	41
Note	2		2	1	4	1
Editorial	3	3	3	6	3	10
Other			2	9	6	9
Total	177	208	258	333	459	567

Source: Scopus

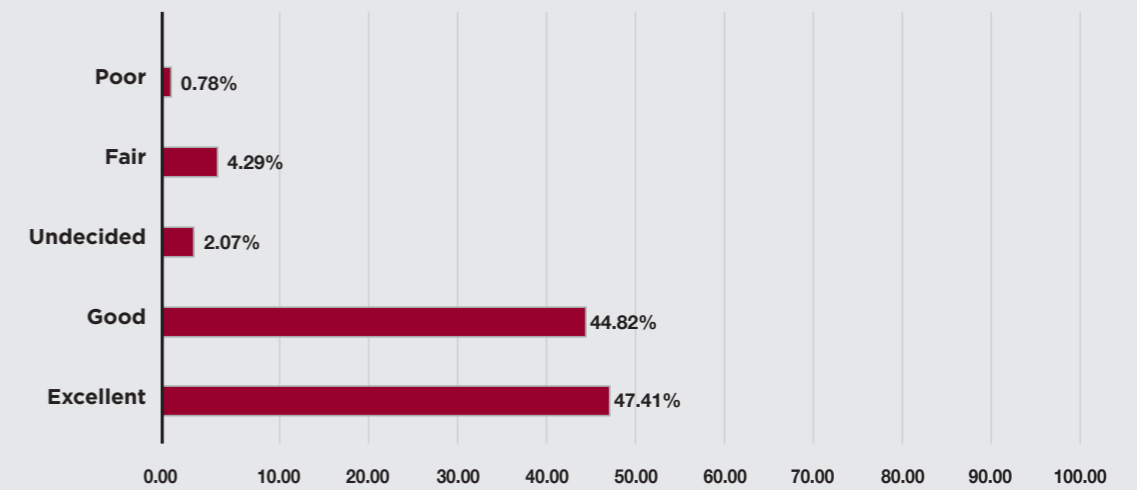


Selected items from Fall 2020 Graduating Senior Survey:

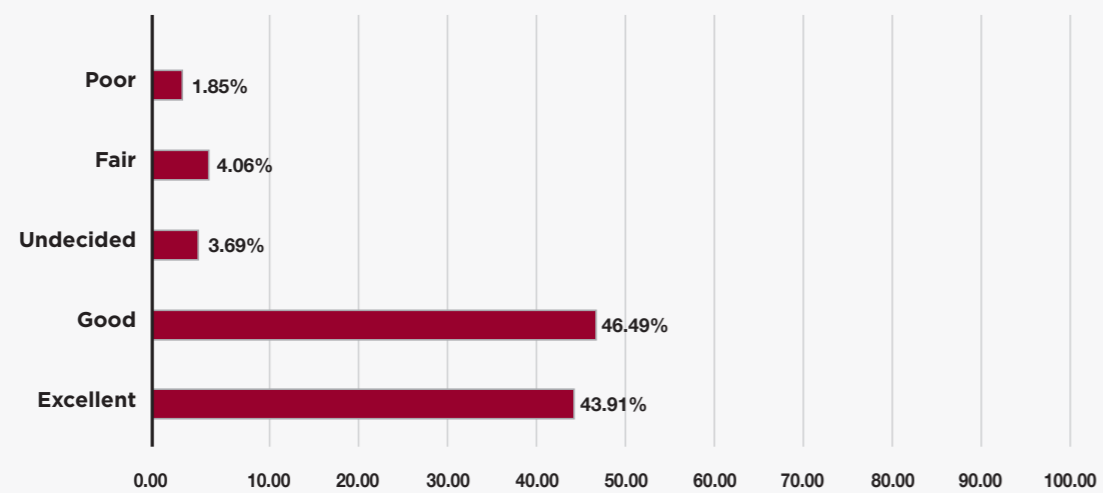
How would you rate your entire educational experience at Zayed University?



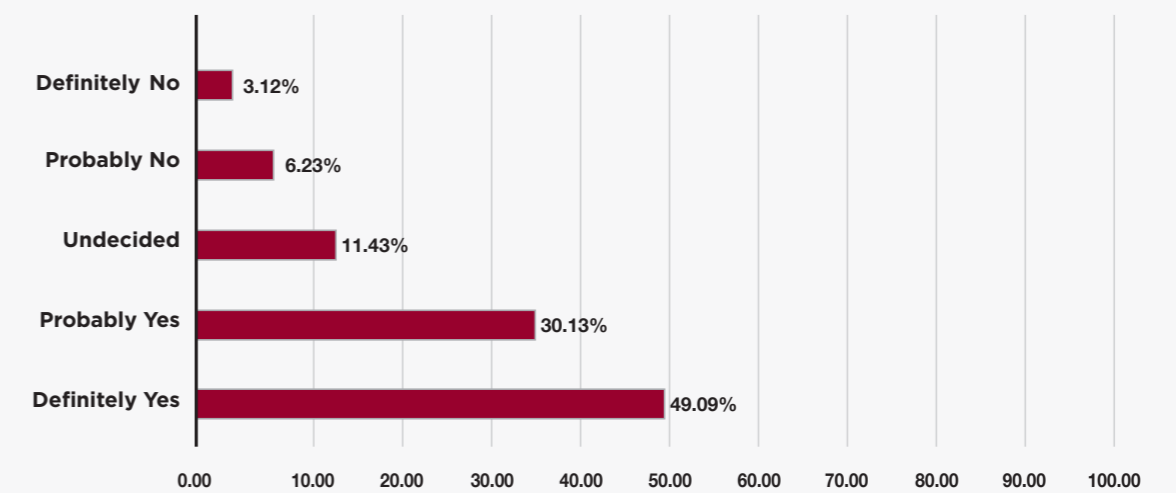
How would you rate your educational experience in your Major?



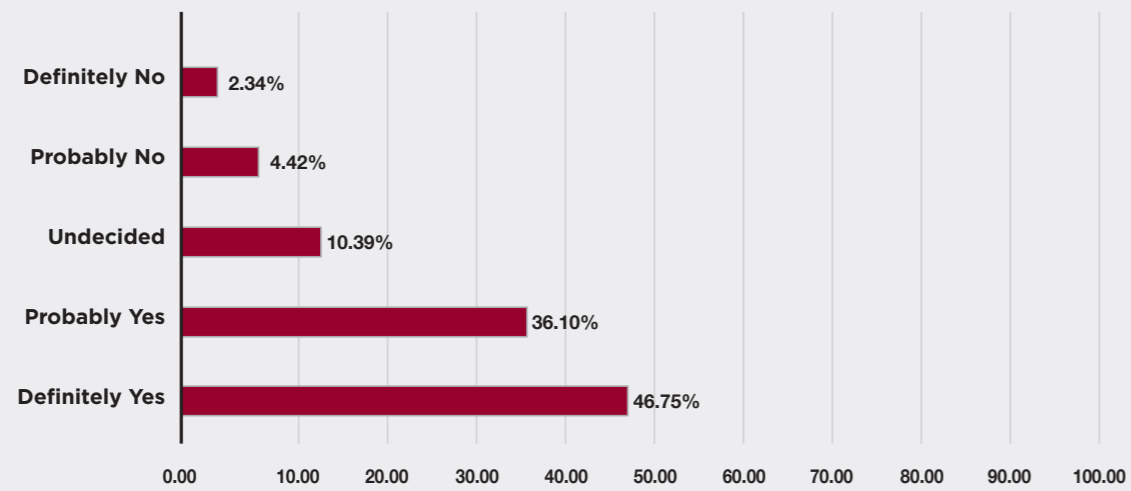
How would you rate your educational experience in the Academic Bridge Program?



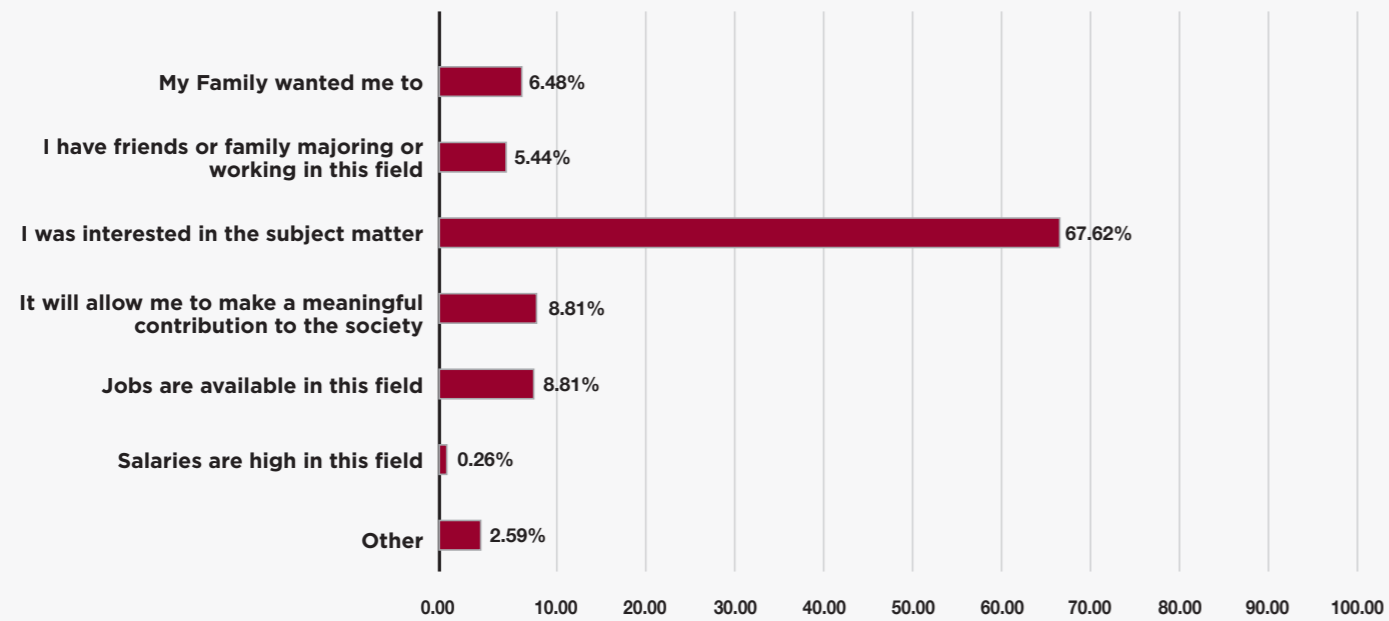
If you could start over again, would you attend Zayed University?



Would you recommend Zayed University to friends or family?



What is the primary reason you chose your major field of study?





جامعة زايد
ZAYED UNIVERSITY

www.zu.ac.ae