

Regional Rankings Arab world 2020

Fact File

ZAYED UNIVERSITY



WELCOME!

The 2020 QS World University Rankings : Arab Region will be published on topuniversities.com on 30th October 2019 at 00:01 UTC.

This file provides the detailed results for your institution and the data that has been used to calculate the ranks and scores.

It should also provide you with useful information for any media communication you might need to prepare prior to launch.

Zayed University
Established in 1998

UNITED ARAB EMIRATES

INSTITUTION CLASSIFICATION


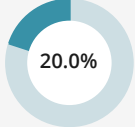

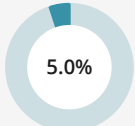
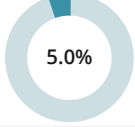
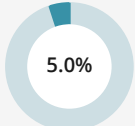
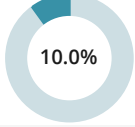
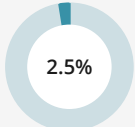
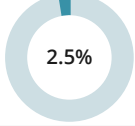
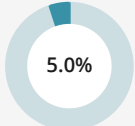
QS Classifications make it easier to quickly identify and compare institutions with similar characteristics. To find out more about how the classifications are compiled please visit www.iu.qs.com

AGE BAND	Historic	Mature	Established	Young	New
SIZE	Very Large	Large	Medium	Small	
STATUS	Public	Private	Private - Not for Profit		
RESEARCH INTENSITY	Very High	High	Moderate	Low	
SUBJECT AREA FOCUS	Comprehensive+	Comprehensive	Focused	Specialist	

METHODOLOGY:

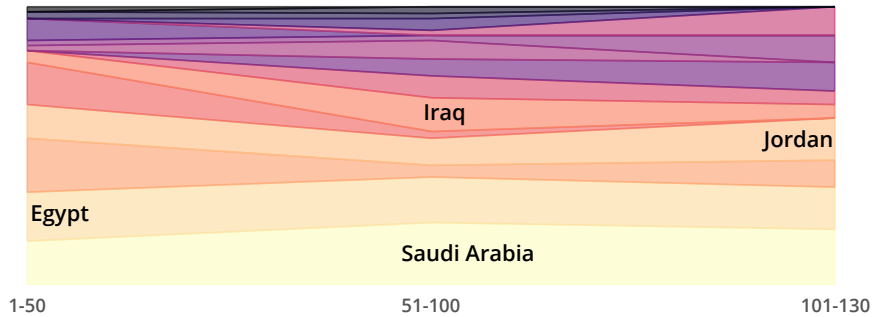
INDICATORS & WEIGHTINGS

The **QS World University Rankings : Arab Region** have been published since 2014. The method retains key indicators of the global ranking, such as Academic Reputation, Employer Reputation, and Faculty to Student Ratio, but also considers a set of performance metrics carefully tailored for the region. This year we have added an additional indicator: **International Research Network**, and adjusted the weightings accordingly to accommodate this.

 <p>30.0%</p>	<p>Academic Reputation Taken from the annual survey conducted by QS designed to evaluate the perceptions of academics from around the world regarding the best institutions in terms of research. This year, over 94,000 responses were recorded globally.</p>
 <p>20.0%</p>	<p>Employer Reputation Taken from the annual QS survey aimed at gathering the views of employers around the world on the institutions providing the best professionals. This year around 45,000 responses were analysed.</p>
 <p>15.0%</p>	<p>Faculty Student This is the ratio between the number of academic staff and number of students. A higher number of teachers per student is an indirect indicator of the commitment of the institutions to high-quality teaching.</p>
 <p>5.0%</p>	<p>Staff with PhD This indicator attempts to assess the quality of training of the academic staff, detecting the proportion of them that have reached the highest level of education in their area of expertise. This is an indirect measure of the commitment of universities to high-quality teaching and research.</p>
 <p>5.0%</p>	<p>Citations per Paper This ratio measures the average number of citations obtained per publication, and is an estimate of the impact and quality of the scientific work done by universities. Data indexed by Scopus is also used. To avoid anomalous results, only the institutions producing more than 150 papers in the last five years are evaluated. The paper and citation counts are normalized, ensuring that citations achieved in each of the five broad facul..</p>
 <p>5.0%</p>	<p>Papers per Faculty This indicator seeks to determine the average number of scientific publications (papers) produced per faculty and evaluates the productivity of research institutions. Data is extracted from Scopus (www.scopus.com). Indexed papers in the last five full years are used (from 2013 to 2017 for the 2020 edition). The paper count is normalized, ensuring that citations achieved in each of the five broad faculty areas are weighted equally.</p>
 <p>10.0%</p>	<p>International Research Network Using data provided by Scopus, this indicator assesses the degree of international openness in terms of research collaboration for each evaluated institution. The Margalef Index, widely used in the environmental sciences, has been adapted to estimate the richness of the selected international research partners for a given institution.</p>
 <p>2.5%</p>	<p>International Faculty The International Faculty Index is simply based on the proportion of faculty members that are international. It is a proxy measure for how internationally attractive the university is to academic staff.</p>
 <p>2.5%</p>	<p>International Students The International Students Index is based on the proportion of students that are international. It is a proxy measure for how internationally attractive the university is to students.</p>
 <p>5.0%</p>	<p>Web Impact This indicator seeks to assess the effectiveness with which institutions are making use of new technologies. Baseline information is provided by the Ranking Web of Universities (www.webometrics.info), although the results are refactored to exclude the Excellence indicator, which is already considered in the metrics related to scientific research.</p>

EDITION SUMMARY

2020 EDITION



131

PUBLISHED
INSTITUTIONS

5

NEW
ENTRANTS

QS PARTNERS WITH INSTITUTIONS AROUND THE WORLD

to manage international mobility and relationships, meet globalization goals, and inform international strategies through evidenced-based decision making.

With our bespoke, data-rich services, institutions can:



Enhance
strategy



Optimize
reputation



Improve
performance



Boost
their
brand



Improve
internationalization
& recruitment efforts

ZAYED UNIVERSITY

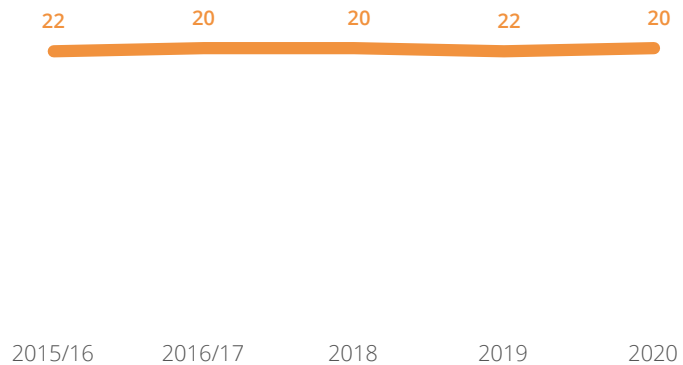
OVERALL RANK

20

OVERALL, THE INSTITUTION IMPROVED ON ITS 2019 PERFORMANCE BY 2 PLACES.

RANKINGS TREND

Since 2015, Zayed University gained 2 places. Over the 5 considered years, the institution moved up twice and fell once.

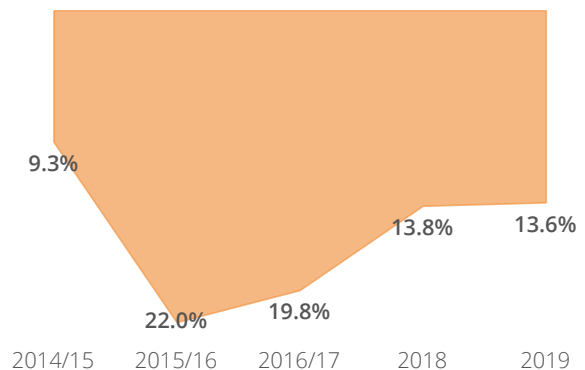


TOP 14%

In the 2020 edition, Zayed University performed among the top 14% in the QS World University Rankings : Arab Region.

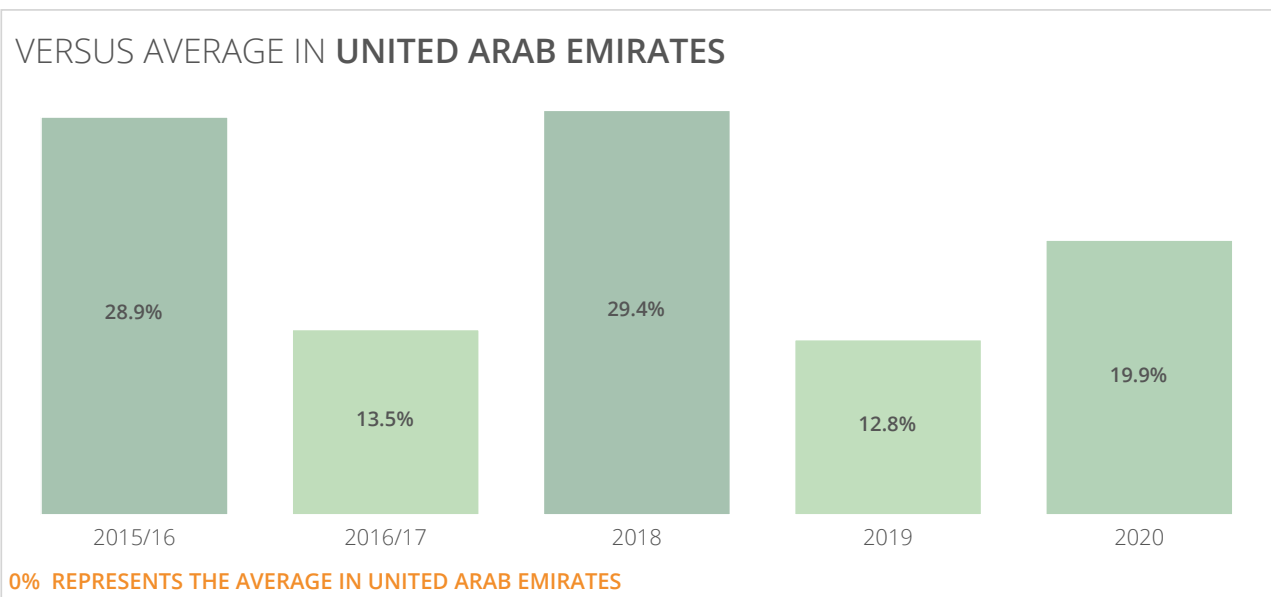
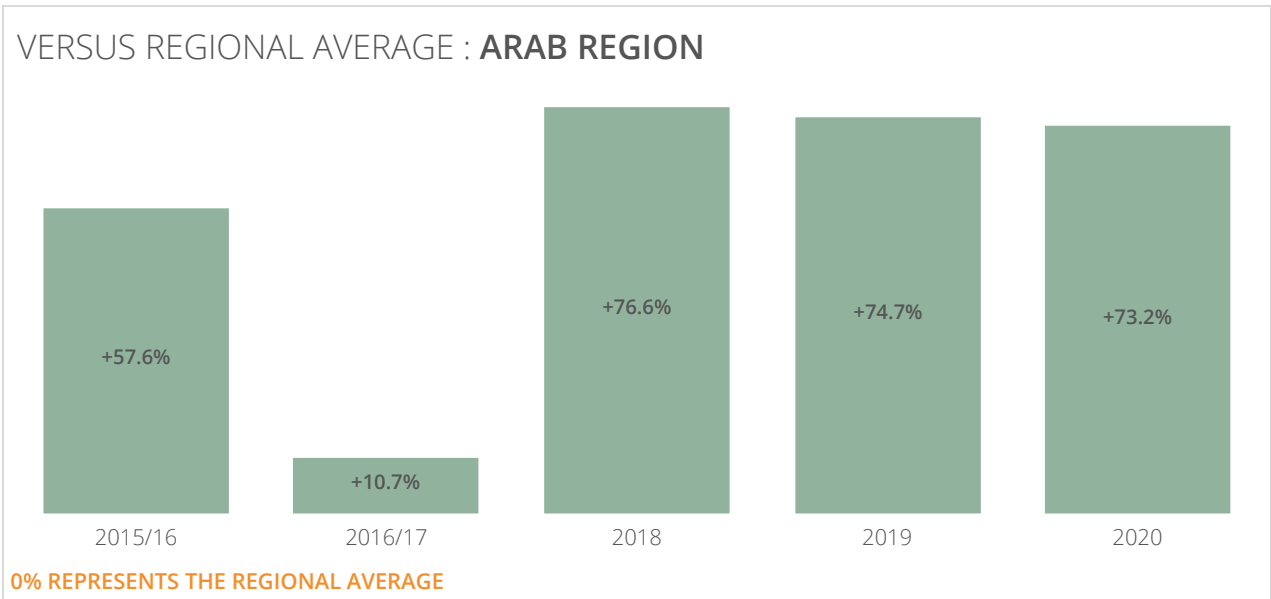
PERCENTILE EVOLUTION

QS World University Rankings : ARAB REGION



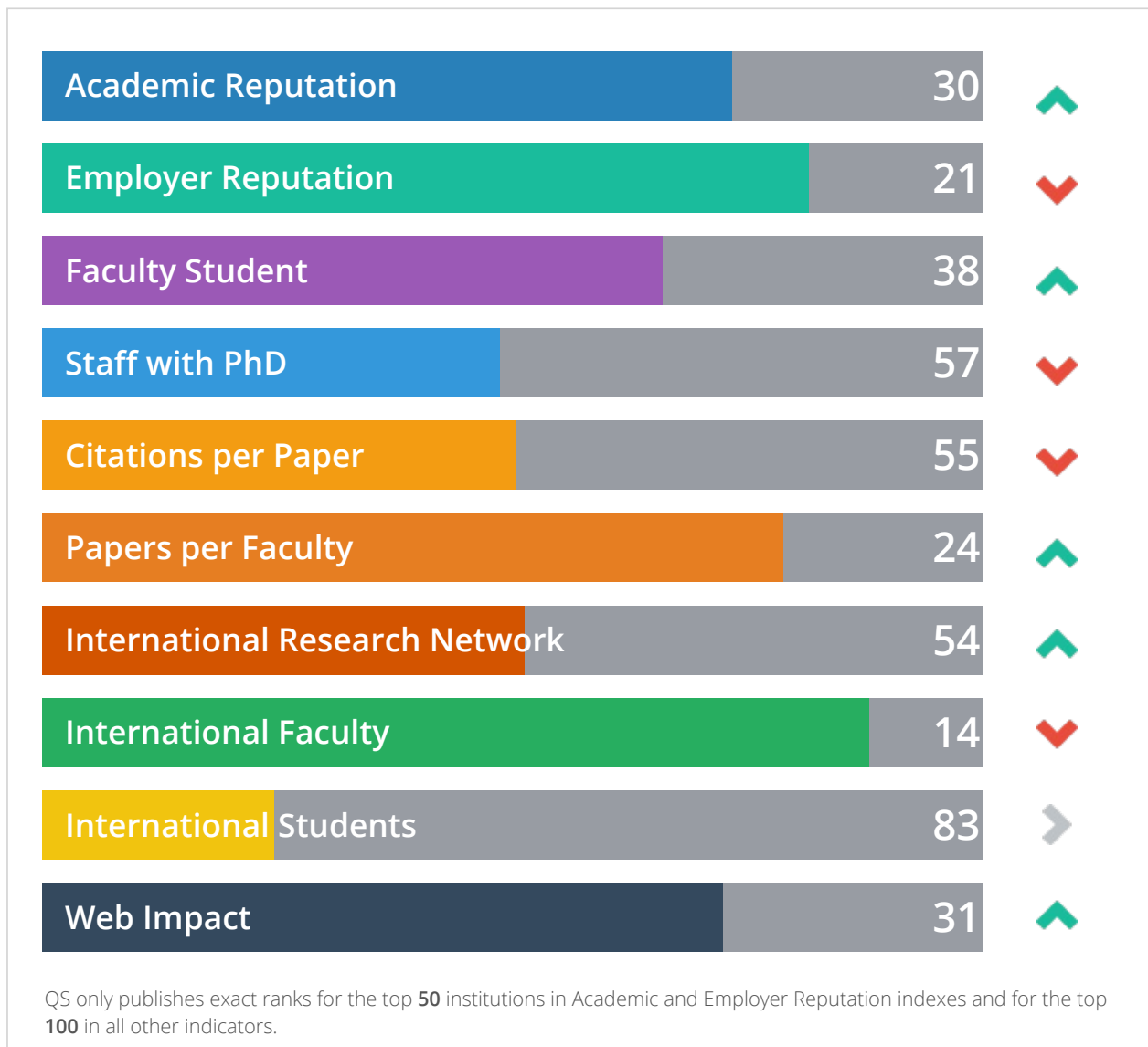
DIFFERENCE VS AVERAGES : ARAB OVERALL SCORE

The charts below compare the institution's overall score against the global and domestic averages. A performance above 0% indicates a better result than the mean, while a performance below 0% signals a weaker stand.



RANKS BY INDICATOR : ARAB

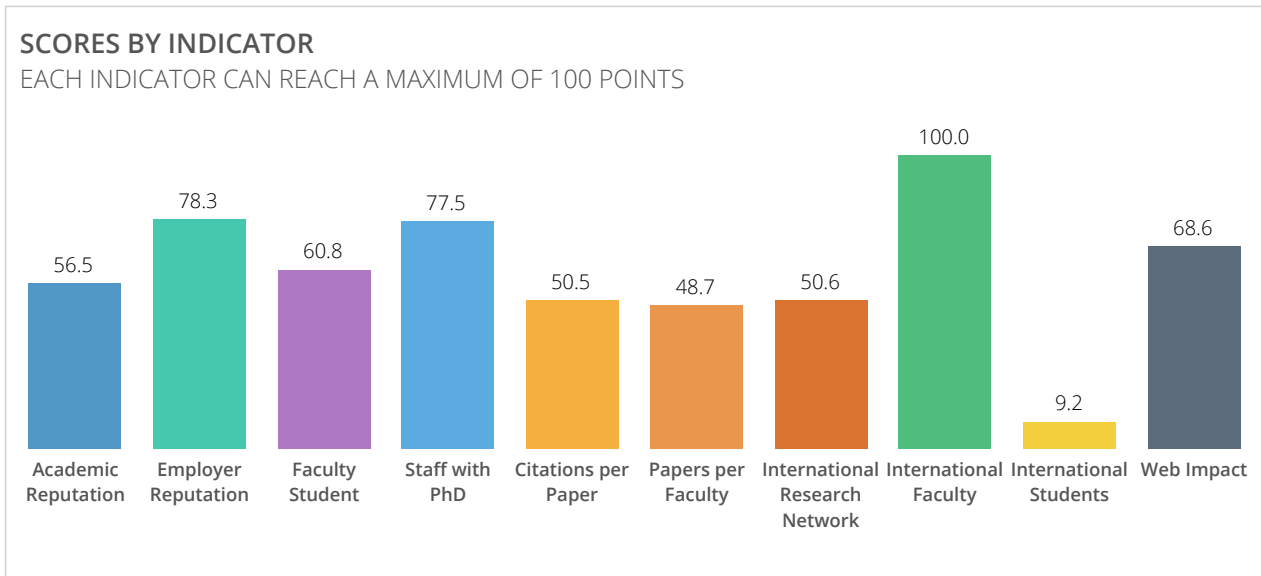
2020 EDITION



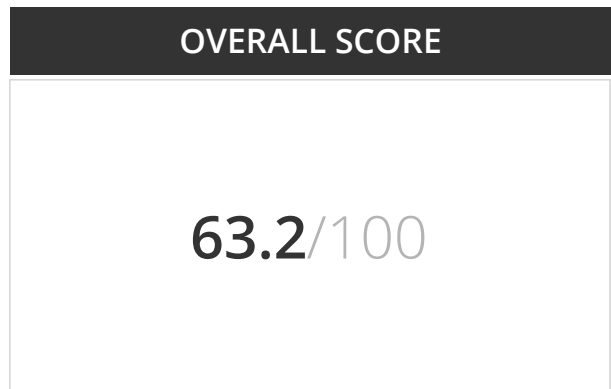
At **14** regionally, the **International Faculty** indicator is the strongest one for **Zayed University**.

SCORES BY INDICATOR : ARAB

2020 EDITION



WEIGHTED SCORES BY INDICATOR



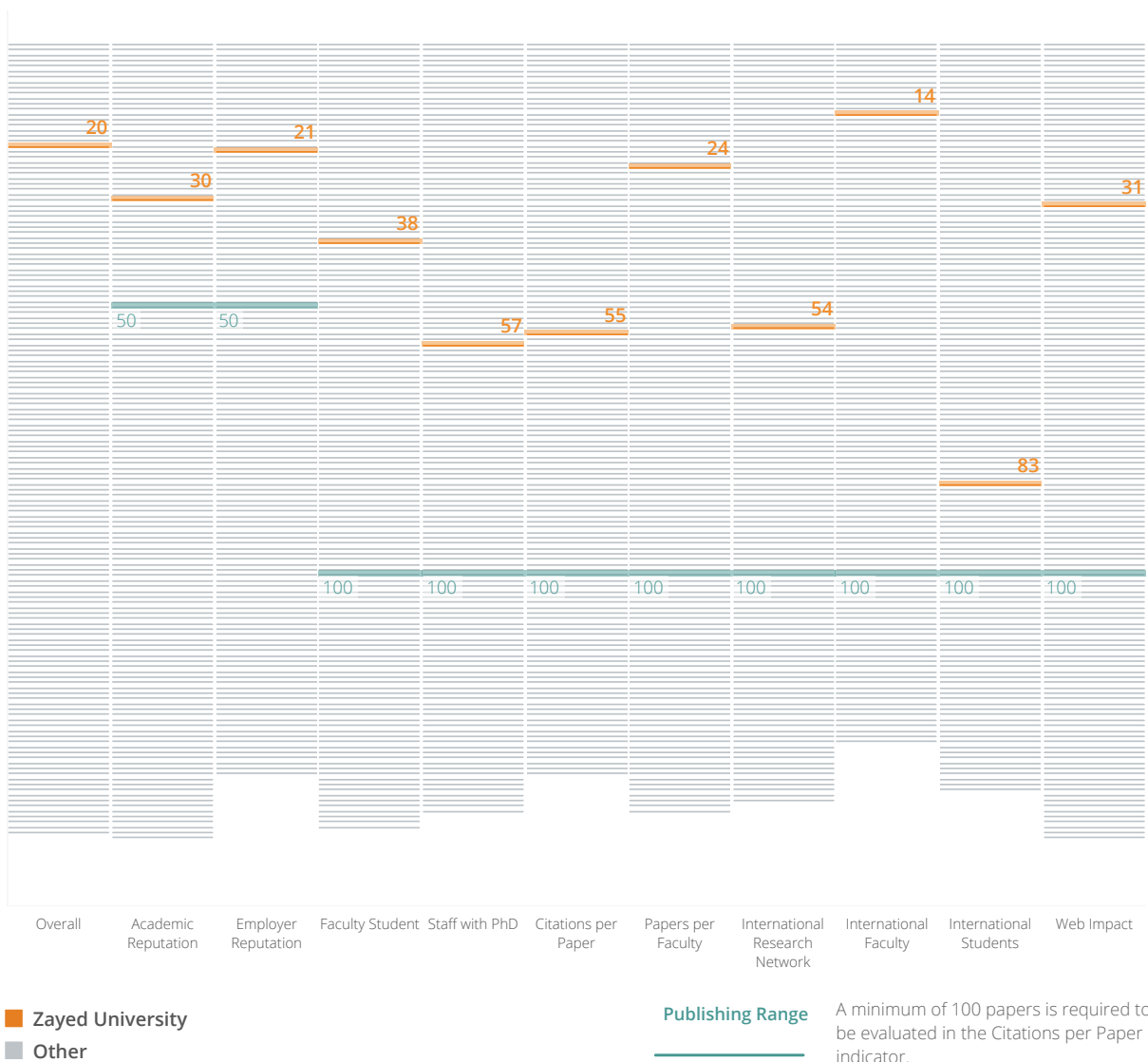
To arrive at the overall score, the sum of the weighted scores by indicator is taken and scaled against the top performing institution which is awarded a score of 100.

REGIONAL COMPARISON : ARAB

2020 EDITION

A total of **14** institutions were evaluated in **United Arab Emirates**.
10 of them achieved a top 50 regional rank overall.

PERFORMANCE WITHIN INSTITUTIONS IN QS ARAB RANKINGS



TOP REGIONAL RANK OF INSTITUTIONS FROM UNITED ARAB EMIRATES

Overall	Academic Reputation	Employer Reputation	Faculty Student	Staff with PhD	Citations per Paper	Papers per Faculty	International Research Network	International Faculty	International Students	Web Impact
5	9	5	7	1	7	2	7	1	1	13

UNDERLYING DATA

This is the underlying data used for rankings calculations and has undergone extensive checking but this is a major undertaking so if anything raises questions, please contact us as at rankings@qs.com.

VERIFIED DATA	
Students	6,367
International Students	169
Faculty	533
International Faculty	488
Staff with PhD	371
Citations (Normalized)	4,044
Citations (Excluding Self-Citations)	2,805
Citations (Including Self-Citations)	3,560
Papers (Normalized)	974
Papers	817

A technical explanation of the citations normalization process can be accessed here: <https://bit.ly/1RbERTx>

The figures above are full-time equivalent (FTE). In those cases where only the headcounts were available, the FTE was calculated by applying a ratio based on country or regional average.

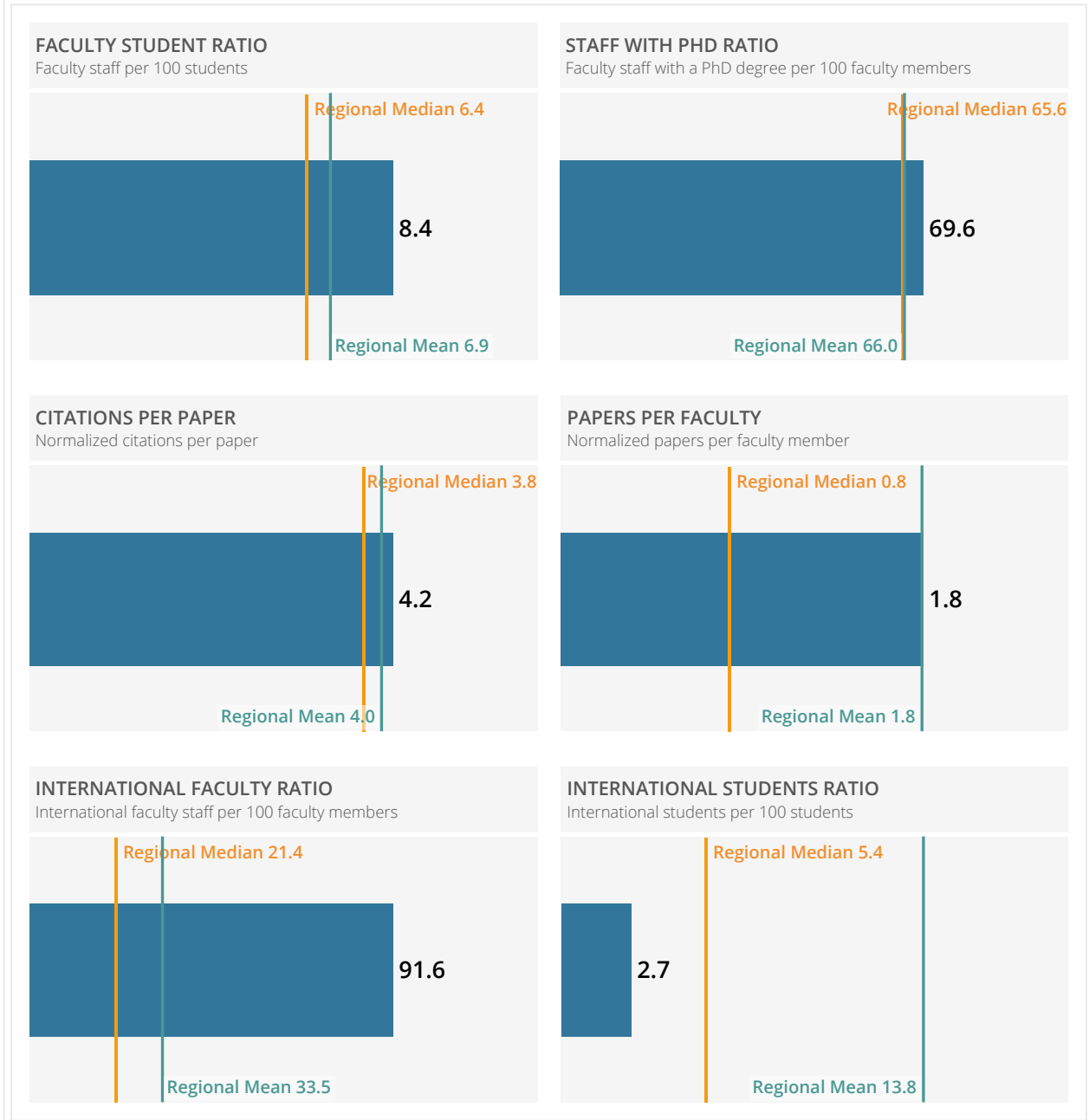
Papers period: 2013-2017 | Citations period: 2013-2018

Bibliometrics data

Powered by Scopus®

UNDERLYING RATIOS

The following charts present the ratios utilized for rankings calculations for your institution, compared against the **Regional (ARAB) Median** and **Mean** results.

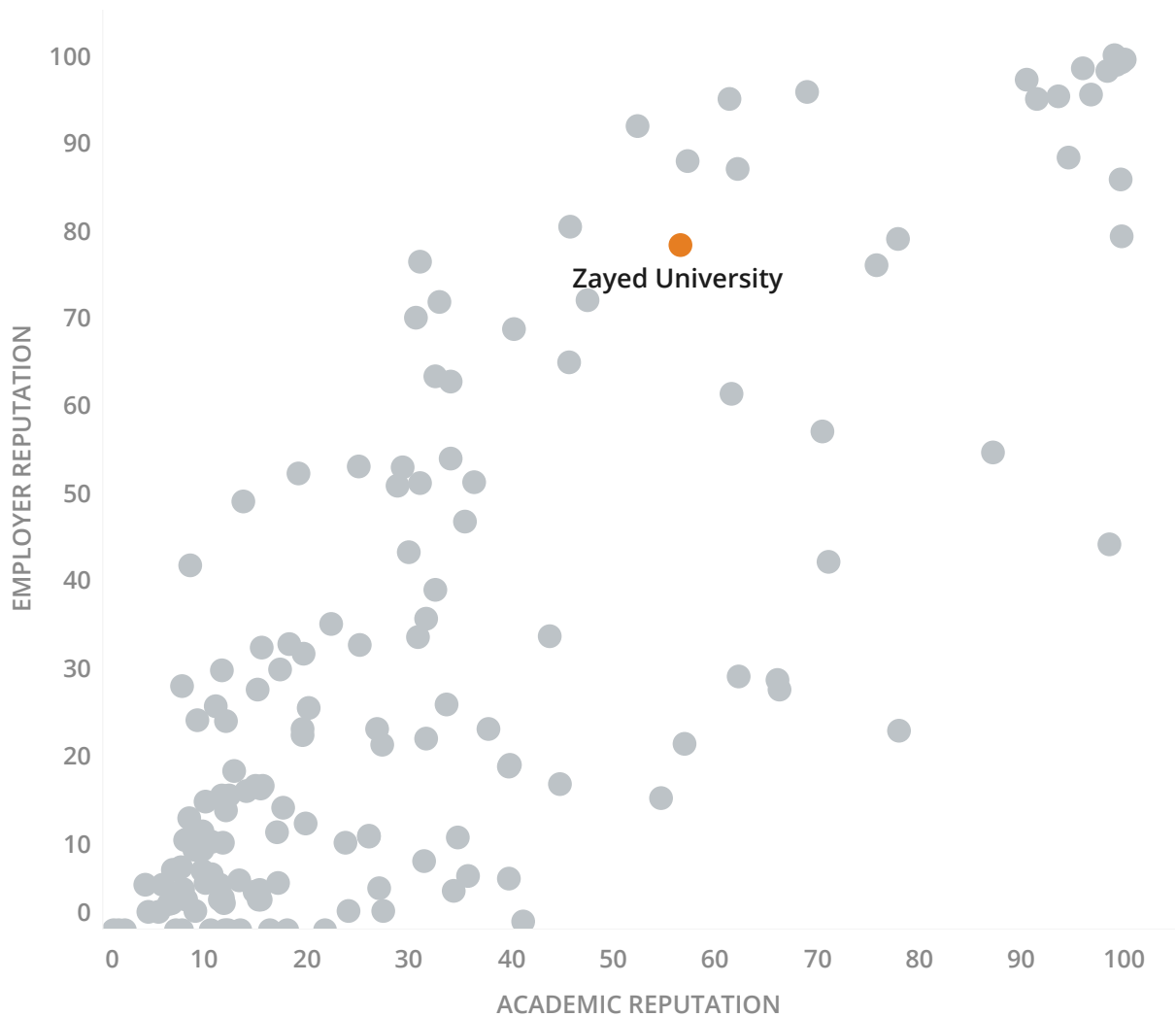


REPUTATION PERFORMANCE : ARAB

ACADEMIC AND EMPLOYER REPUTATION SCORES

The chart below displays the institution's performance in the **Academic** and **Employer Reputation** indicators in the regional context.

The closer an institution is to the top-right section of the chart, the more reputed it is among academics and employers.

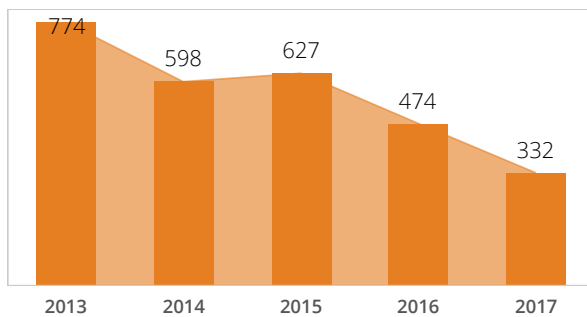


RESEARCH OUTPUT BY SUBJECT AREA

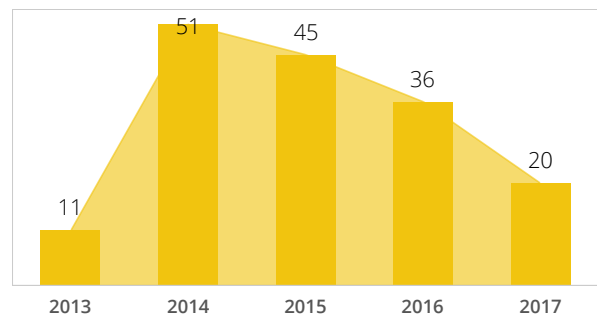
CITATIONS (EXCLUDING SELF-CITATIONS)

The following charts depict the evolution of the number of citations (excluding self-citations) considered for the 2020 edition of the rankings. Since 2018's edition, we have extended the citation window to six years (2013-2018). It should be noted that we still consider papers published in a five year period (2013-2017).

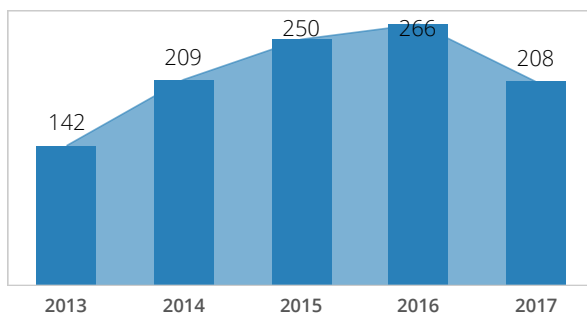
Overall



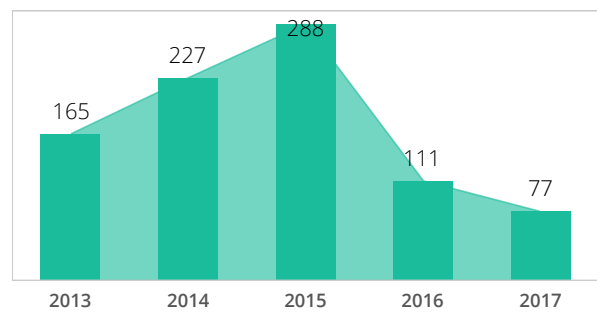
Arts & Humanities



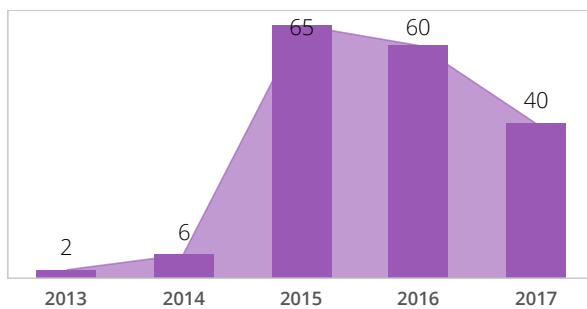
Engineering & Technology



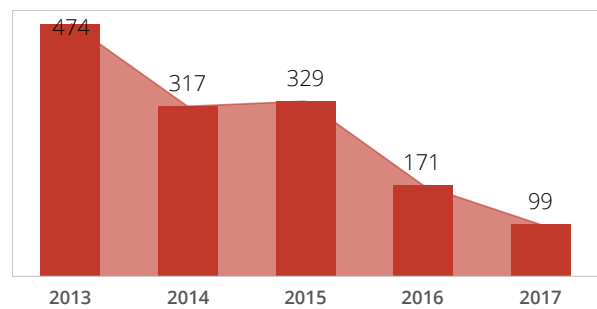
Life Sciences & Medicine



Natural Sciences



Social Sciences & Management

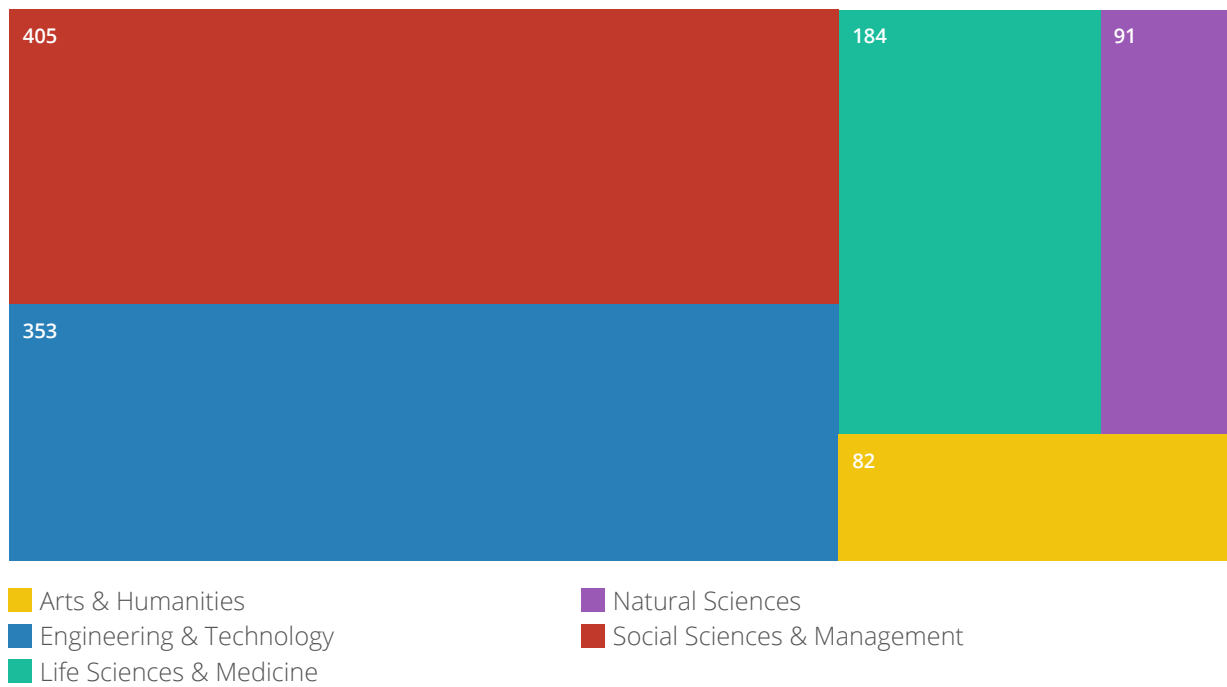


RESEARCH OUTPUT

PAPERS AND CITATIONS BY SUBJECT AREA

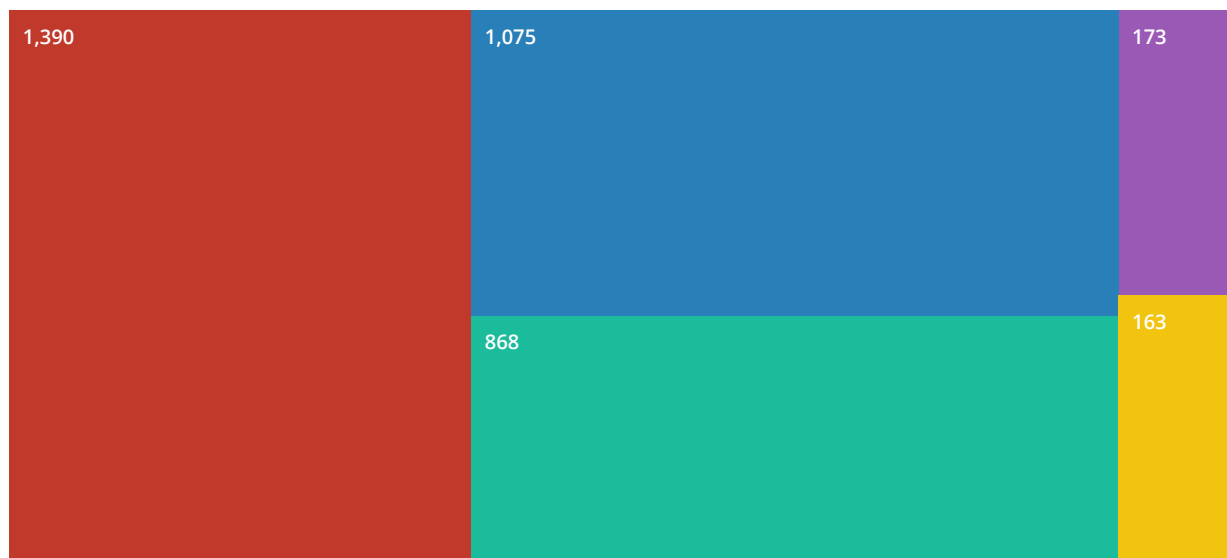
PAPERS

Indexed in Scopus in the 2013-2017 period



CITATIONS (EXCLUDING SELF-CITATIONS)

For the above papers in the 2013-2018 period



QS WORLD UNIVERSITY RANKINGS
REGIONAL RANKINGS PROJECT TEAM

Ben Sowter Director

Selina Griffin Rankings Manager

Martin Juno Product Development Manager

Dennis Yu Lead Rankings Analyst

ANALYSTS

Selina Griffin / Shadi Hijazi Arab Region

Dennis Yu Asia Region / EECA Region / India

Fernando Coca-Martin / Gabriel da Costa Latin America

Tony Fregoli Data Analyst

DATA ACQUISITION

Judit Petervari Data Acquisition Manager

Researchers

Ajita Rane

Ana Maria Banica

Elena Ilie

Jia-Ying Wong

Orwa Mohamad

Padmashree Sorate

Rashmi Sharma

Samuel Wong

Shilpa Narayankar

Violeta Surugiu

Yuh Ming Yap

PRESS & PR

Simona Bizzozero Communications Director

simona@qs.com

TRUSTED. INDEPENDENT. GLOBAL.

QS Intelligence Unit | A division of Quacquarelli Symonds Ltd.

E-mail: rankings@qs.com | Tel.: +44 (0)207 428 2782

With offices in London, Paris, Singapore, Mumbai and Bucharest.