

## ZU Academic Passport Guideline

- **What is ZU Academic Passport?**

Your ZU Academic Passport is a secure digital wallet that allows you to receive, store and manage your digital credentials.

- **What is a digital credential?**

Your digital credential is any academic record issued by the Registration Office. This includes letters, transcripts, certificates, etc. (All services are available on e-services)

- **How can I get a digital credential?**

If you require a digital credential from the Registration Office, you can submit a request online through e-services on the university website.

- **How can I access my Academic Passport?**


Please follow this link to reset the password: [https://acpass.zu.ac.ae/en/forgot\\_password](https://acpass.zu.ac.ae/en/forgot_password)

**For graduate students: You will be able to register using the same email as your e-services account.**

**We recommend creating an Alumni account where you will be able to use your personal email.**

**Link: <https://eservices.zu.ac.ae/main/Accounts/Profile/Alumni>**

1. Enter your student ID number or email to proceed.




جامعة زايد  
ZAYED UNIVERSITY

Enter your username or email to reset your password.

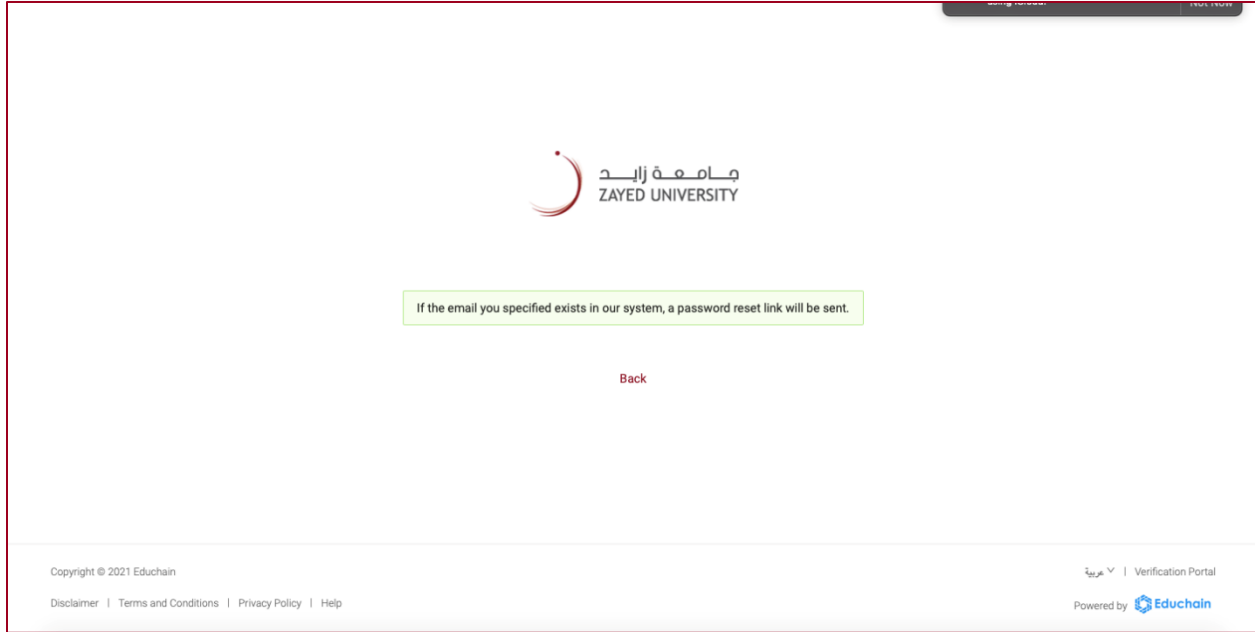
[Reset Password](#)

[Back](#)

Copyright © 2021 Educhainالعربية | Verification Portal

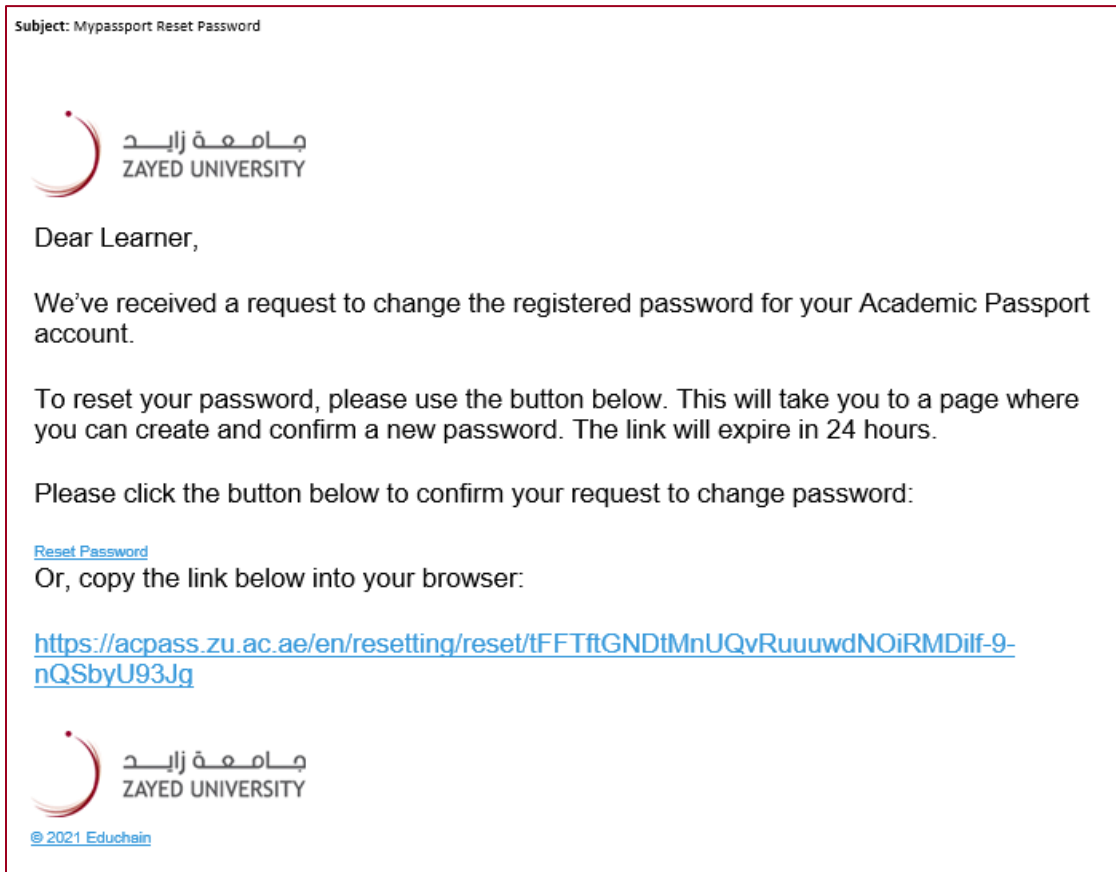
Disclaimer | Terms and Conditions | Privacy Policy | HelpPowered by  Educhain

2. The following message will be displayed.




The screenshot shows a web page for Zayed University. At the top center is the university's logo, which consists of a red crescent and star above the text "جامعة زايد" and "ZAYED UNIVERSITY". Below the logo is a green-bordered box containing the text: "If the email you specified exists in our system, a password reset link will be sent." Underneath this box is a red "Back" button. At the bottom of the page, there is a footer with copyright information: "Copyright © 2021 Educhain" and "Disclaimer | Terms and Conditions | Privacy Policy | Help". On the right side of the footer, there is a language selector set to "عربية" and a "Verification Portal" link. At the bottom right, it says "Powered by Educhain" with the Educhain logo.

3. You will receive the following email in your mailbox.



The screenshot shows an email with the subject "Mypassport Reset Password". The email body starts with the Zayed University logo and the text "جامعة زايد" and "ZAYED UNIVERSITY". Below the logo, it says "Dear Learner,". The main text of the email reads: "We've received a request to change the registered password for your Academic Passport account. To reset your password, please use the button below. This will take you to a page where you can create and confirm a new password. The link will expire in 24 hours. Please click the button below to confirm your request to change password:". There is a blue link labeled "Reset Password". Below this, it says "Or, copy the link below into your browser:" followed by a long URL: <https://acpass.zu.ac.ae/en/resetting/reset/tFFTfGNDtMnUQvRuuuwdNOiRMDiIf-9-nQSbyU93Jg>. At the bottom of the email, there is the Zayed University logo again, followed by the text "جامعة زايد" and "ZAYED UNIVERSITY", and a copyright notice: "© 2021 Educhain".

#### 4. Set your password and update.



جامعة زايد  
ZAYED UNIVERSITY

New passwords must match


[Update Password](#)

[Back](#)


Copyright © 2021 Educhain

[Disclaimer](#) | [Terms and Conditions](#) | [Privacy Policy](#) | [Help](#)

عربية | Verification Portal

Powered by 

#### 5. You will now be able to login to your account using your student ID and new password.



جامعة زايد  
ZAYED UNIVERSITY

Email or Username

---

Password

---


[Login](#)

[Forgot Password](#)

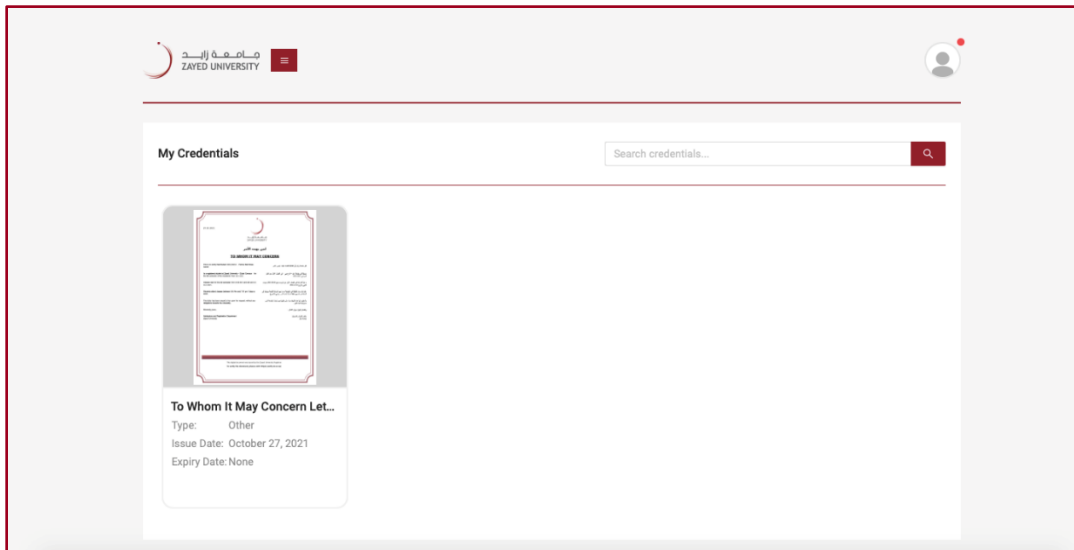
Copyright © 2021 Educhain

[Disclaimer](#) | [Terms and Conditions](#) | [Privacy Policy](#) | [Help](#)


عربية | Verification Portal

Powered by 

6. Your credentials will be displayed in the main page.

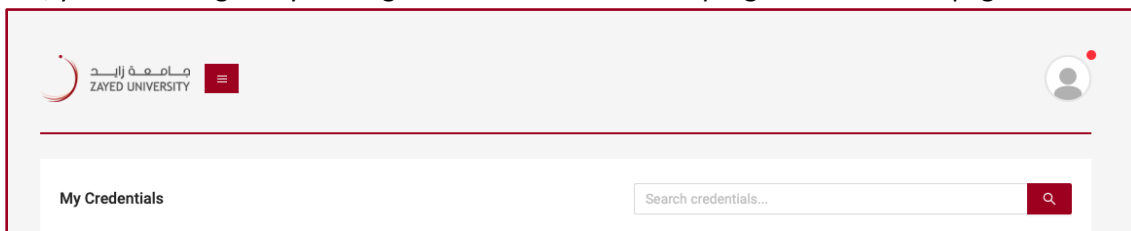


7. You will be able to view, share, and download your credentials.



- **Can I change my email/password?**

Yes, you can change it by clicking on the user icon in the top-right corner of the page.



- **How can I (or a third party) verify my digital credential?**
  1. Save the PDF file on your computer.
  2. Open Verification Site (<https://verify.zu.ac.ae>).


## Credential Verification

Welcome to the credential verification portal for Zayed University.  
Please use this portal to verify all qualified digital credentials issued by the University Registrar.

1. Submit    2. Verify    3. Results


**Select document(s) to verify:**

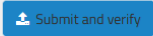
Drop files here or click to submit


Powered by: 

3. Click inside the square “Select Document to Verify” and select the saved PDF file.
4. Click on Submit and Verify.

**Select document(s) to verify:**

  
To\_Whom\_It\_...

 Submit and verify



 Back

5. You will be shown Verification Result.

1. Submit    2. Verify    3. Results

**Verification Results**

✓ To\_Whom\_It\_May\_Concern\_L... ⓘ

 Back     Export results

Powered by: 