



مركز النجاح الطلابي
Center for Student Success

ZUCSS

Urgent Appointment

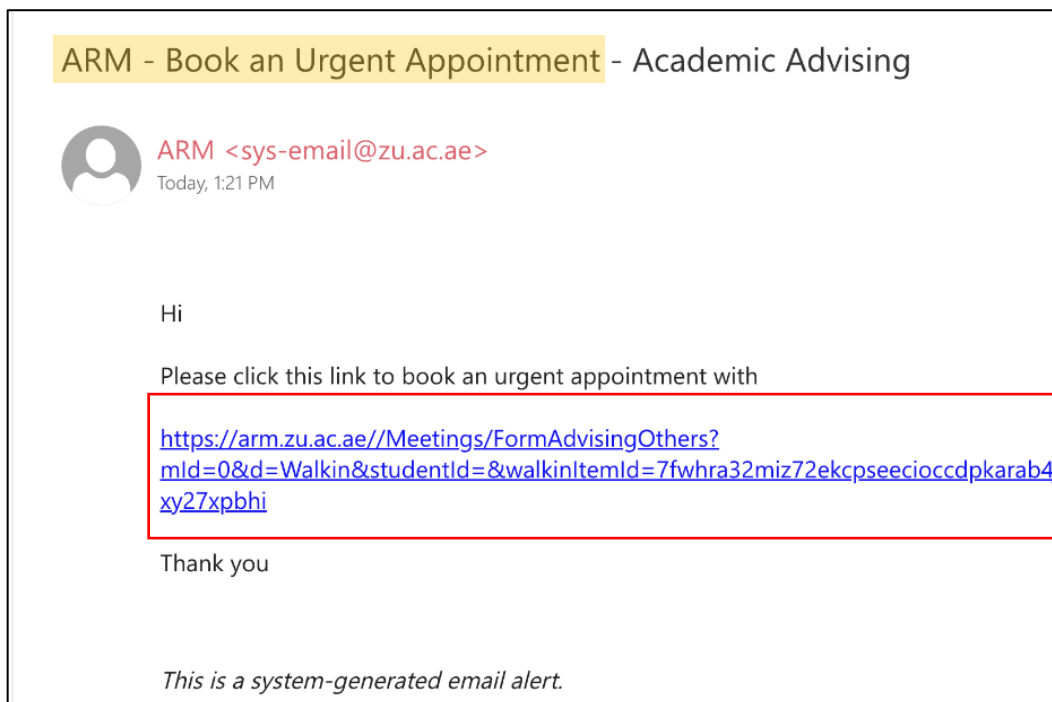
Center for Student Success

Last updated on July 17,
2024

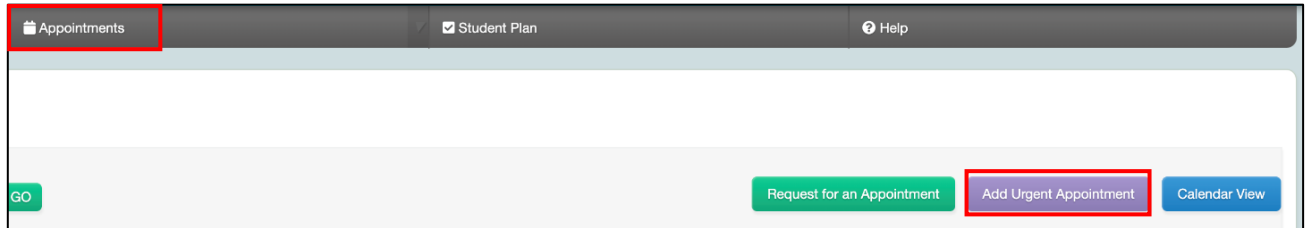
Allow Urgent Appointment

Urgent appointments are initiated by an advisor/faculty. Once the advisor/faculty allows for an urgent appointment, student will receive an email to request an appointment and conduct a meeting.

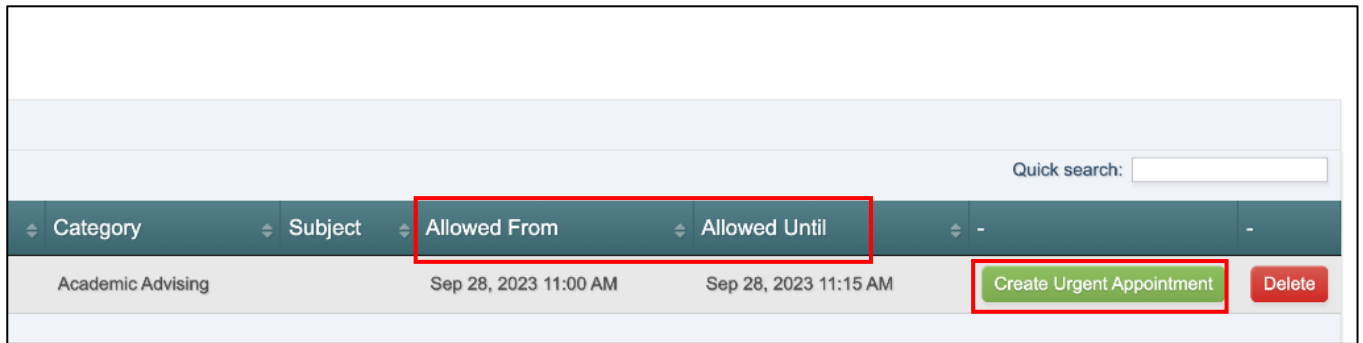
1. Request from your advisor/faculty for an Urgent Appointment.
2. Once the advisor/faculty allows for an urgent appointment, you will receive an email.
3. Click the link provided in the email.



3. You can also go to <https://arm.zu.ac.ae/> .
4. Go to **Appointment** (main menu), click **Appointment**.
5. Click on **Add Urgent Appointment** button (only visible when advisor/faculty allows for it).



6. In the **Add Urgent Appointment Selection** window. A suggestion of date and time **Allowed From** to **Allowed Until** given by your advisor/faculty will display.
7. Click **Create Urgent Appointment** button.



Category	Subject	Allowed From	Allowed Until	-	-
Academic Advising		Sep 28, 2023 11:00 AM	Sep 28, 2023 11:15 AM	Create Urgent Appointment	Delete

