



مركز النجاح الطلابي  
Center for Student Success

**ZUCSS**

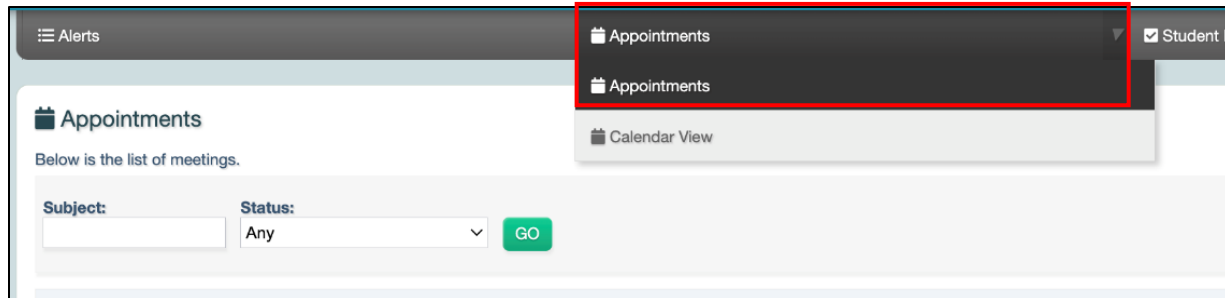
## Cancelling an Appointment

Center for Student Success

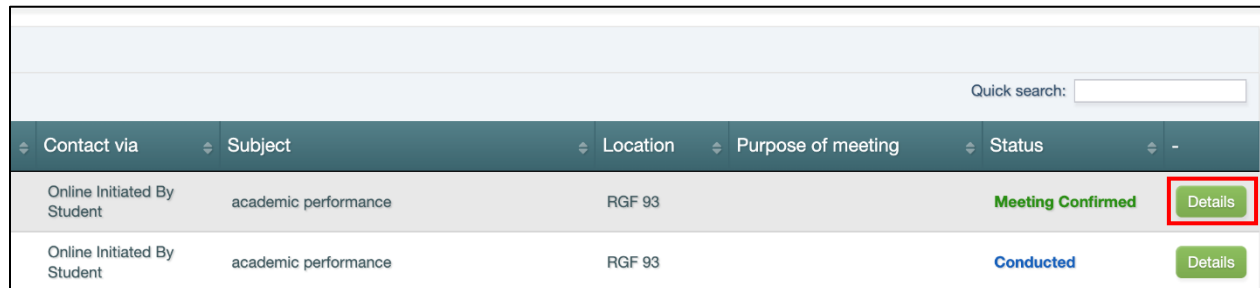
Last updated on July 17, 2024

## Canceling an Appointment

1. Go to ARM page, <https://arm.zu.ac.ae/Account>
2. Click **Appointment - Appointments**

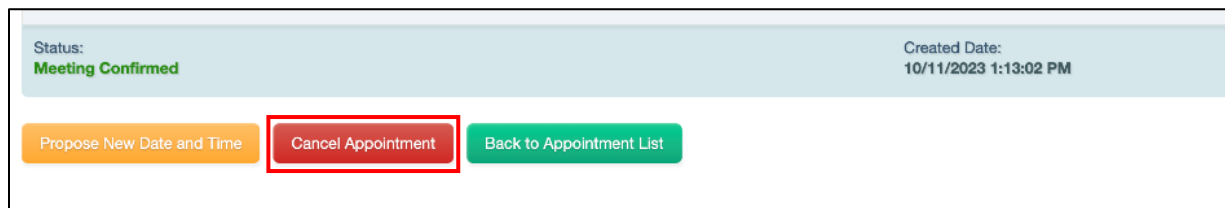


3. Click the **Details** button of a **Confirmed Appointment**.



Contact via	Subject	Location	Purpose of meeting	Status	
Online Initiated By Student	academic performance	RGF 93		Meeting Confirmed	<a href="#">Details</a>
Online Initiated By Student	academic performance	RGF 93		Conducted	<a href="#">Details</a>

4. Click **Cancel** button.



- The meeting will be cancelled. The advisor/faculty and the student will receive a notification email that the meeting is cancelled.

