



مركز النجاح الطلابي
Center for Student Success

ZUCSS

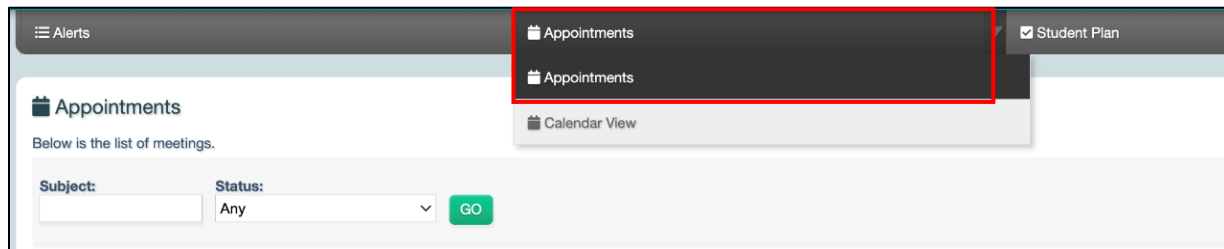
Changing an Appointment

Center for Student Success

Last updated on July 17, 2024

Changing Appointments

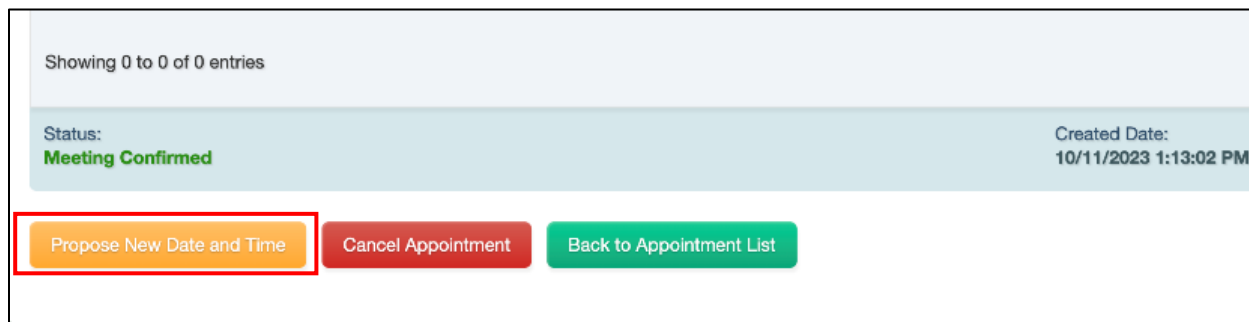
1. Go to ARM page, <https://arm.zu.ac.ae/Account>
2. Click Appointment - Appointments



3. In the Appointment list, click the **Details** button.

Contact via	Subject	Location	Purpose of meeting	Status	
Online Initiated By Student	academic performance	RGF 93		Meeting Confirmed	Details
Online Initiated By Student	academic performance	RGF 93		Conducted	Details

4. Click **Propose New Date/Time** button.



5. Choose **Appointment Date** and **Start Time- End Time**.
6. Click **Send Appointment Request**

22:00

Student:
Mahra Ahmad Abdulla Alqama Alsuwaidi (202134985)

Appointment Date* * 10/17/2023 Start Time - End Time* * 08:30:00 - 08:40:00

Type of Service*
Academic performance

Subject
academic performance

Location*
RGF 93

Purpose of meeting:

Supporting Documents
Accepted documents format are XLSX,DOCX,PDF,JPG,PNG and should not exceed 5MB per file.

■ Number of records shown: 0

Show 50 entries

File Name	Preview
No data available in table	


Showing 0 to 0 of 0 entries

Status:
Pending Advisor Confirmation Created Date:
10/11/2023 1:13:02 PM


Send Appointment Request Back to Appointment List



Email notification will be sent to you and to your advisor/faculty.

ARM - Appointment Confirmed - Academic Advising

 ARM <sys-email@zu.ac.ae> ✓

Required

 Please respond.

 Tuesday, October 17, 2023 8:30 AM-8:40 AM  RGF 93

Your appointment is **confirmed**.

Subject: **academic performance**
Event Date: **October 17, 2023**
Event Time: **08:30:00 - 08:40:00**
Location: **RGF 93**
Purpose of meeting:

CSS Advisor:
Student:

To view this request, please click the following link:
<https://arm.zu.ac.ae//Meetings/FormAdvising?>