

**Preliminary Results of the
General Census for
Population, Housing and
Establishments
2005
United Arab Emirates**

Legal Framework

General Census for Population, Housing and Establishments was carried out in accordance with the Cabinet decision number (97/2) commissioning the Ministry of Economy to conduct the General Census for Population, Housing and Establishments 2005.

Scope of UAE Population Census

Census includes all the people (nationals and non-nationals) who are residing in the UAE, at the night of December 6th 2005. This includes the following.

- People living in households counted in their households.
- Nationals abroad for any reason are counted within their families living in UAE. Those working in the embassies and consulates are counted via Ministry of Foreign Affairs.
- The non-nationals abroad with valid residency permits are counted in their families living in UAE.

Scope of UAE Population Census

(cont).

- Students living in the dormitory are counted in specified dormitory.
- People who are permanently residing in hospitals, prisons and nursing homes are counted in such institutions. Only visitors (visit visa) are excluded.
- People who are permanently residing in hotels and alike are counted in such institutions. Only visitors (visit visa) are excluded.
- People who are permanently residing in police headquarters and military bases who don't have families living in UAE are counted in such institutions. Those who have families living within UAE are counted in their households.

UAE Population

- This census is based on counting the people according to their permanent residence* regardless where they are staying during the census period. i.e. the people absent from their families during the census period are counted in their families. Visitors and temporarily guests of the family are excluded.
- Based on the above mentioned approach the population of UAE as of December 6th 2005 is 3,769,080 .
- Population census doesn't include groups of non-nationals and they are estimated as 335,615*.
- In total the UAE population is 4,104,695.

* This approach is called De Jure Population which is recognized by U.N.

Excluded groups from the census*

- All the members of the non-national households that were not available in the UAE during the census fieldwork period.
- The members of non-national households that live in the neighboring countries but residing in UAE.
- People with invalid residency visas living in UAE.
- Non-nationals working in national vessels in regional and international waters with valid residency visas who don't have families residing in UAE.
- All members of the households that refused to cooperate.

* They are estimated to be (335,615)

Visitors

- Visitors were not included in this census. Referring to the statistics obtained from Ministry of Interior publications, the number of visitors for the month of December 2005 is 765,682.
- The minimum number of visitors in 2005 (597,583) was in June, and the maximum number of visitors in the same year (765,682) was in December.
- Referring to the figures obtained from Ministry of Interior publications, the number of visitors increased from 6,877,864 in 2004 to 8,031,782 in 2005. So the increment between the two years is 16.8%.

The Preliminary results of Buildings, Housings, and Establishments 2005

- Total number of buildings in the country is 336,815 . Whereas 34.9% (117,469) of them are in the emirate of Abu Dhabi*.
- Total number of housing units in the country is 863,860 . Whereas 60.8% of them are in the emirates of Abu Dhabi and Dubai.
- Total number of Establishments in the country is 192,247. Whereas 38.1% (73,294) of them are in the emirate of Dubai.

* Abu Dhabi Emirate: Includes capital region, Al-Ain region and western region.

The Preliminary results of Buildings, Housings, and Establishmentss 2005

Emirates	No. Buildings	No. Housing Units	No. Establishments
Abu Dhabi	117,469	287,189	50,425
Dubai	79,214	237,728	73,294
Sharjah	57,153	201,033	36,584
Ajman	17,898	50,237	11,427
Quwain Umm Al	8,741	10,988	2,238
Khaimah Al Ras	40,143	50,321	12,016
Fujairah	16,197	26,364	6,263
Total	336,815	863,860	192,247

Since the detailed demographic structure of excluded groups is not available, the population census results cover only those counted during the reference period of the census. This figure; as mentioned before, is 3,769,080*

* This number does not include 335,615 that are not counted in the census.

Population Preliminary results 2005

- Total number of UAE population as counted in the census is 3,769,080*
- Total number of males is 2,547,043, which is 67.6 % of the total population that were counted in the reference period.
- Total number of females is 1,222,037, which is 32.4 % of the total population that were counted in the reference period.
- Total number of nationals is 824,921, which is 21.9% of the total population that were counted in the reference period, and it is 20.1% of the total UAE population.
- Total number of national males is 418,057, which is 50.7% of the total nationals.

* This number does not include 335,615 that are not counted in the census.

Population Preliminary results

2005(cont.)

- Total number of national females is 406,864, which is 49.3% of the total nationals.
- Total number of non-nationals is 2,944,159, which is 78.1% of the total population that were counted in the reference period, and it is 79.9% (3,279,774) of the total UAE population.
- Total number of non-national males is 2,128,986, which is 72.3%.
- Total number of non-national females is 815,173, which is 27.7%.

Population Preliminary results 2005

Nationals			Non nationals			Total		
Male	Female	Total	Male	Female	Total	Male	Female	Total
418,057	406,864	824,921	2,128,986	815,173	2,944,159	2,547,043	1,222,037	3,769,080 *
50.6	49.3	21.9	72.3	27.7	78.1	67.6	32.4	100

* This number does not include 335,615 that are not counted in the census.

Population Preliminary results 2005 by Emirate

Emirates	Male	Female	Total
Abu Dhabi	850,069	442,050	1,292,119
Dubai	881,022	319,287	1,200,309
Sharja	473,653	251,206	724,859
Ajman	120,290	69,559	189,849
Quwain Umm Al	27,816	17,940	45,756
Khaimah Al Ras	120,741	76,830	197,571
Fujairah	73,452	45,165	118,617
Total	2,547,043	1,222,037	*3,769,080
%	67.6	32.4	100

* This number does not include 335,615 that are not counted in the census.

Population Preliminary results **by age and nationality 2005***

- Based on the census data 38.1% of the nationals are less than 14 years old. Nationals less than 20 years old are 51.1%.
- For the non nationals 48.8% of them belong to the age group 25 to 40 years.
- Overall 52.9% of the total population are within 20 and 39 years old.

* These results do not include 335,615 that are not counted in the census

Population Preliminary results 2005 by age and nationality

Serial no.	Age group	Nationals			Non nationals			Total		
		Male	Female	Total	Male	Female	Total	Male	Female	Total
1	4-0	55,063	52,210	107,273	83,481	77,615	161,096	138,544	129,825	268,369
2	9-5	53,035	50,212	103,247	81,864	74,478	156,342	134,899	124,690	259,589
3	14-10	53,981	50,193	104,174	70,208	62,132	132,340	124,189	112,325	236,514
4	19-15	55,135	51,652	106,787	64,938	54,412	119,350	120,073	106,064	226,137
5	24-20	51,039	52,783	103,822	185,376	91,299	276,675	236,415	144,082	380,497
6	29-25	39,448	41,150	80,598	375,334	127,223	502,557	414,782	168,373	583,155
7	34-30	25,492	26,490	51,982	405,197	115,226	520,423	430,689	141,716	572,405
8	39-35	20,101	21,511	41,612	329,843	85,385	415,228	349,944	106,896	456,840
9	44-40	14,651	16,349	31,000	226,693	56,029	282,722	241,344	72,378	313,722
10	49-45	12,422	13,863	26,285	149,360	33,584	182,944	161,782	47,447	209,229
11	54-50	10,248	9,934	20,182	92,399	19,246	111,645	102,647	29,180	131,827
12	59-55	7,887	6,335	14,222	42,726	8,319	51,045	50,613	14,654	65,267
13	64-60	6,198	4,542	10,740	13,086	3,609	16,695	19,284	8,151	27,435
14	69-65	5,315	3,270	8,585	4,019	1,896	5,915	9,334	5,166	14,500
15	74-70	3,658	2,697	6,355	1,829	1,274	3,103	5,487	3,971	9,458
16	+75	3,753	3,000	6,753	1,687	2,504	4,191	5,440	5,504	10,944
17	Not Stated	631	673	1,304	946	942	1,888	1,577	1,615	3,192
Total		418,057	406,864	824,921	2,128,986	815,173	2,944,159	2,547,043	1,222,037	3,769,080*

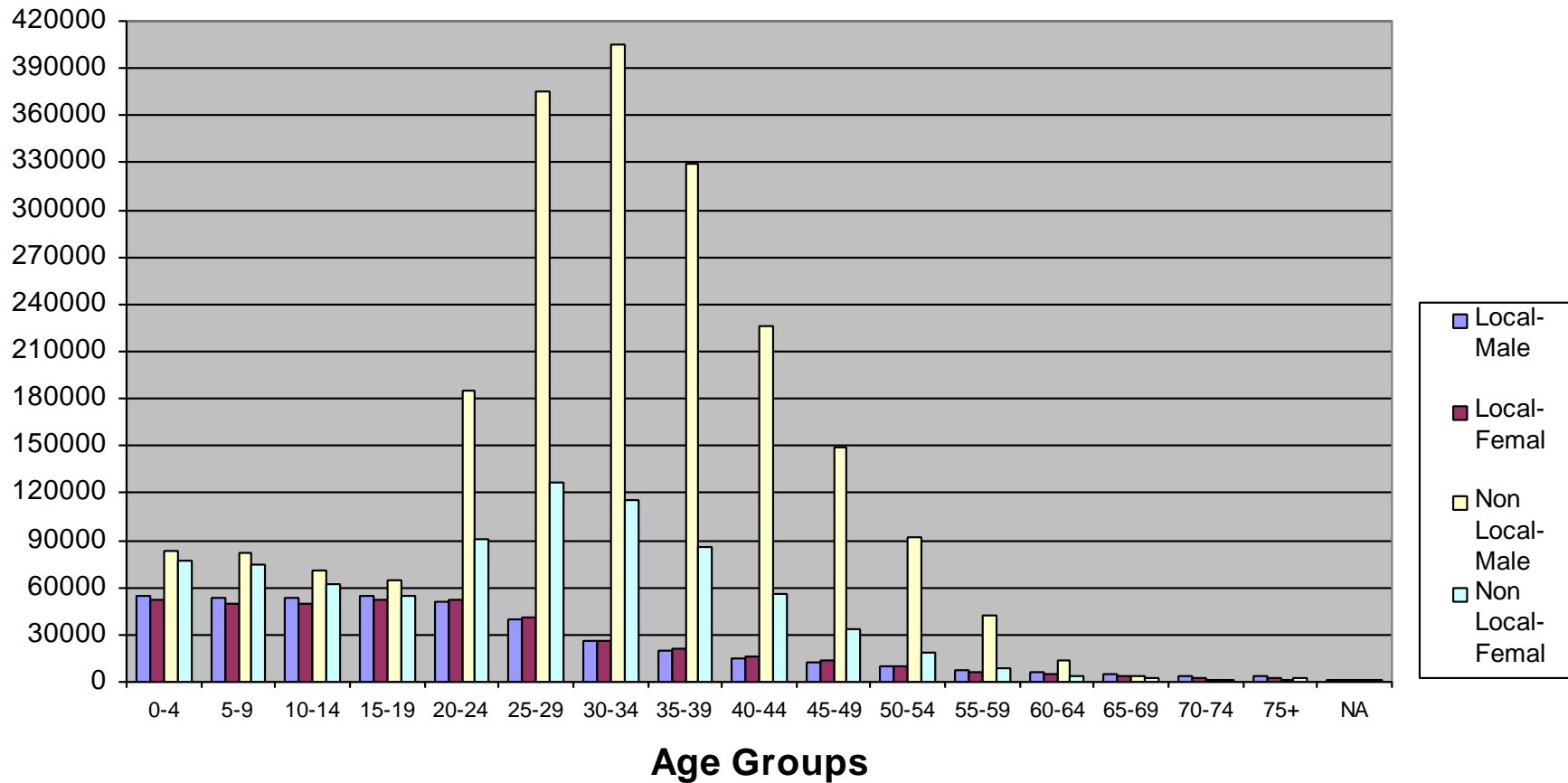
* This number does not include 335,615 that are not counted in the census.

Population Preliminary results 2005 by age and nationality

Serial no.	Age group	Nationals			Non nationals			Total		
		Male	Female	Total	Male	Female	Total	Male	Female	Total
1	0-4	13.2%	12.8%	13.0%	3.9%	9.5%	5.5%	5.4%	10.6%	7.1%
2	5-9	12.7%	12.3%	12.5%	3.8%	9.1%	5.3%	5.3%	10.2%	6.9%
3	10-14	12.9%	12.3%	12.6%	3.3%	7.6%	4.5%	4.9%	9.2%	6.3%
4	15-19	13.2%	12.7%	12.9%	3.1%	6.7%	4.1%	4.7%	8.7%	6.0%
5	20-24	12.2%	13.0%	12.6%	8.7%	11.2%	9.4%	9.3%	11.8%	10.1%
6	25-29	9.4%	10.1%	9.8%	17.6%	15.6%	17.1%	16.3%	13.8%	15.5%
7	30-34	6.1%	6.5%	6.3%	19.0%	14.1%	17.7%	16.9%	11.6%	15.2%
8	35-39	4.8%	5.3%	5.0%	15.5%	10.5%	14.1%	13.7%	8.7%	12.1%
9	40-44	3.5%	4.0%	3.8%	10.6%	6.9%	9.6%	9.5%	5.9%	8.3%
10	45-49	3.0%	3.4%	3.2%	7.0%	4.1%	6.2%	6.4%	3.9%	5.6%
11	50-54	2.5%	2.4%	2.4%	4.3%	2.4%	3.8%	4.0%	2.4%	3.5%
12	55-59	1.9%	1.6%	1.7%	2.0%	1.0%	1.7%	2.0%	1.2%	1.7%
13	60-64	1.5%	1.1%	1.3%	0.6%	0.4%	0.6%	0.8%	0.7%	0.7%
14	65-69	1.3%	0.8%	1.0%	0.2%	0.2%	0.2%	0.4%	0.4%	0.4%
15	70-74	0.9%	0.7%	0.8%	0.1%	0.2%	0.1%	0.2%	0.3%	0.3%
16	75+	0.9%	0.7%	0.8%	0.1%	0.3%	0.1%	0.2%	0.5%	0.3%
17	Not Stated	0.2%	0.2%	0.2%	0.0%	0.1%	0.1%	0.1%	0.1%	0.1%
Total		100.0%	100.0%	100.0%	100.0%	100.0%	100.0%	100.0%	100.0%	100.0%

* These results do not include 335,615 that are not counted in the census

UAE Population by Age group and Nationality 2005*



* These results do not include 335,615 that are not counted in the census

UAE Population (10 years and above) by education level and nationality*

- Illiteracy rate in the country is 9%. Which is approximately the same between nationals and non nationals.
- Nationals with only high school certificates are 31.5%. For the non nationals this percentage is around 23.8%.
- Nationals with university degree (Bachelor and above) are 11%, and for the non nationals this percentage is 18.4%.

* These results do not include 335,615 that are not counted in the census

UAE Population (10 years and above) by education level and nationality*

serial	Education al Status	Nationals			Non nationals			Total
		Male	Female	Total	Male	Female	Total	
1	Illiterate	18,486	35,752	54,238	199,615	39,440	239,055	293,293
2	Literate	27,707	29,855	57,562	298,493	76,564	375,057	432,619
3	Primary School	53,347	45,988	99,335	290,857	79,649	370,506	469,841
4	Preparator y School	70,968	53,641	124,609	321,071	94,822	415,893	540,502
5	Secondary School	98,462	95,361	193,823	430,727	194,339	625,066	818,889
6	Diploma	8,286	8,358	16,644	81,942	36,583	118,525	135,169
7	University	27,919	32,764	60,683	301,311	127,075	428,386	489,069
8	Post Graduate	4,185	2,077	6,262	38,160	13,687	51,847	58,109
9	Not Stated	599	646	1,245	1,465	921	2,386	3,631
Total		309,959	304,442	614,401	1,963,641	663,080	2,626,721	3,241,122

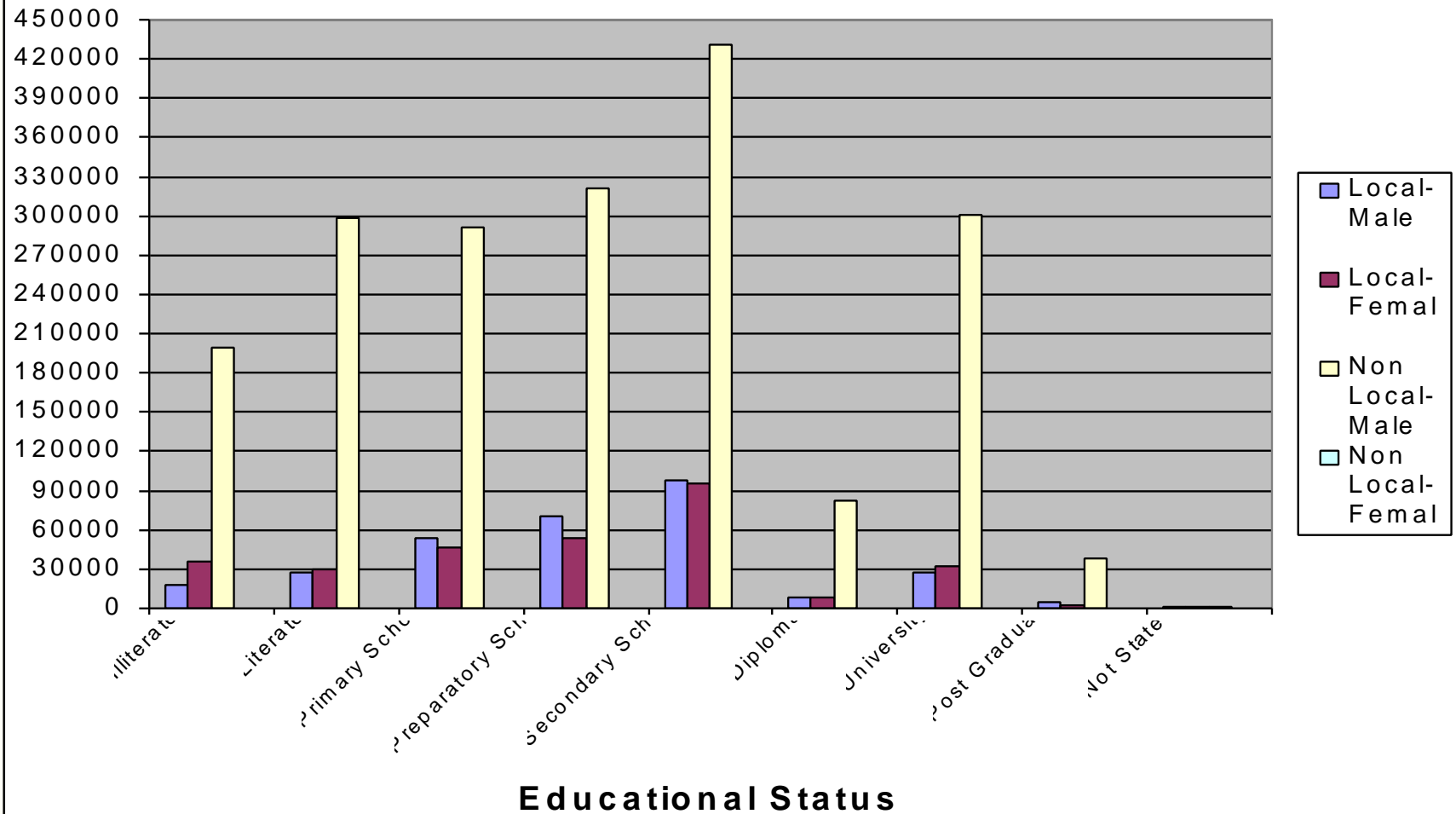
* These results do not include 335,615 that are not counted in the census

UAE Population (10 years and above) relative distribution by education level and nationality

serial	Educational Status	Nationals			Non nationals			Total
		Male	Female	Total	Male	Female	Total	
1	Illiterate	6.0%	11.7%	8.8%	10.2%	5.9%	9.1%	9.0%
2	Literate	8.9%	9.8%	9.4%	15.2%	11.5%	14.3%	13.3%
3	Primary School	17.2%	15.1%	16.2%	14.8%	12.0%	14.1%	14.5%
4	Preparatory School	22.9%	17.6%	20.3%	16.4%	14.3%	15.8%	16.7%
5	Secondary School	31.8%	31.3%	31.5%	21.9%	29.3%	23.8%	25.3%
6	Diploma	2.7%	2.7%	2.7%	4.2%	5.5%	4.5%	4.2%
7	University	9.0%	10.8%	9.9%	15.3%	19.2%	16.3%	15.1%
8	Post Graduate	1.4%	0.7%	1.0%	1.9%	2.1%	2.0%	1.8%
9	Not Stated	0.2%	0.2%	0.2%	0.1%	0.1%	0.1%	0.1%
Total		100.0%	100.0%	100.0%	100.0%	100.0%	100.0%	100.0%

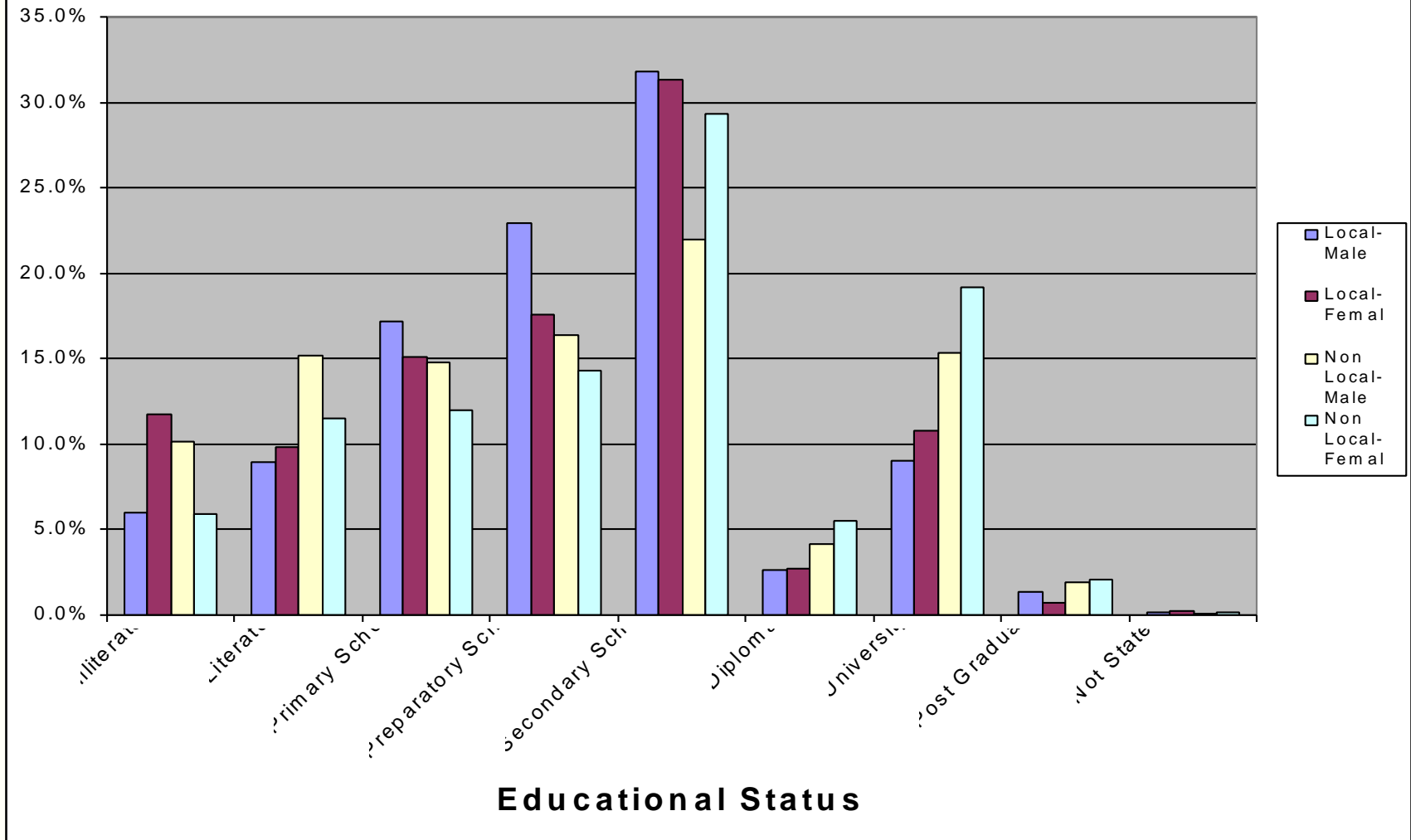
* These results do not include 335,615 that are not counted in the census

Population (10 years and above) by Nationality and educational status



* These results do not include 335,615 that are not counted in the census

UAE Population by nationality and educational status %



* These results do not include 335,615 that are not counted in the census